



## WEEKLY MARKET INFORMATION REPORT – FOR THE WEEK ENDING THURSDAY MARCH 20, 2025

The following information is collected from various sources and disseminated by Beef Farmers of Ontario.

### ONTARIO DIRECT TO PACKER RAILGRADE CATTLE TRADE

Prices are on a carcass weight basis before grade and weight discounts:

A Grade Steers	450.00
A Grade Heifers	450.00

### ONTARIO LIVE CATTLE TRADE

Ontario auction sales this week saw weighted average price ranges for:

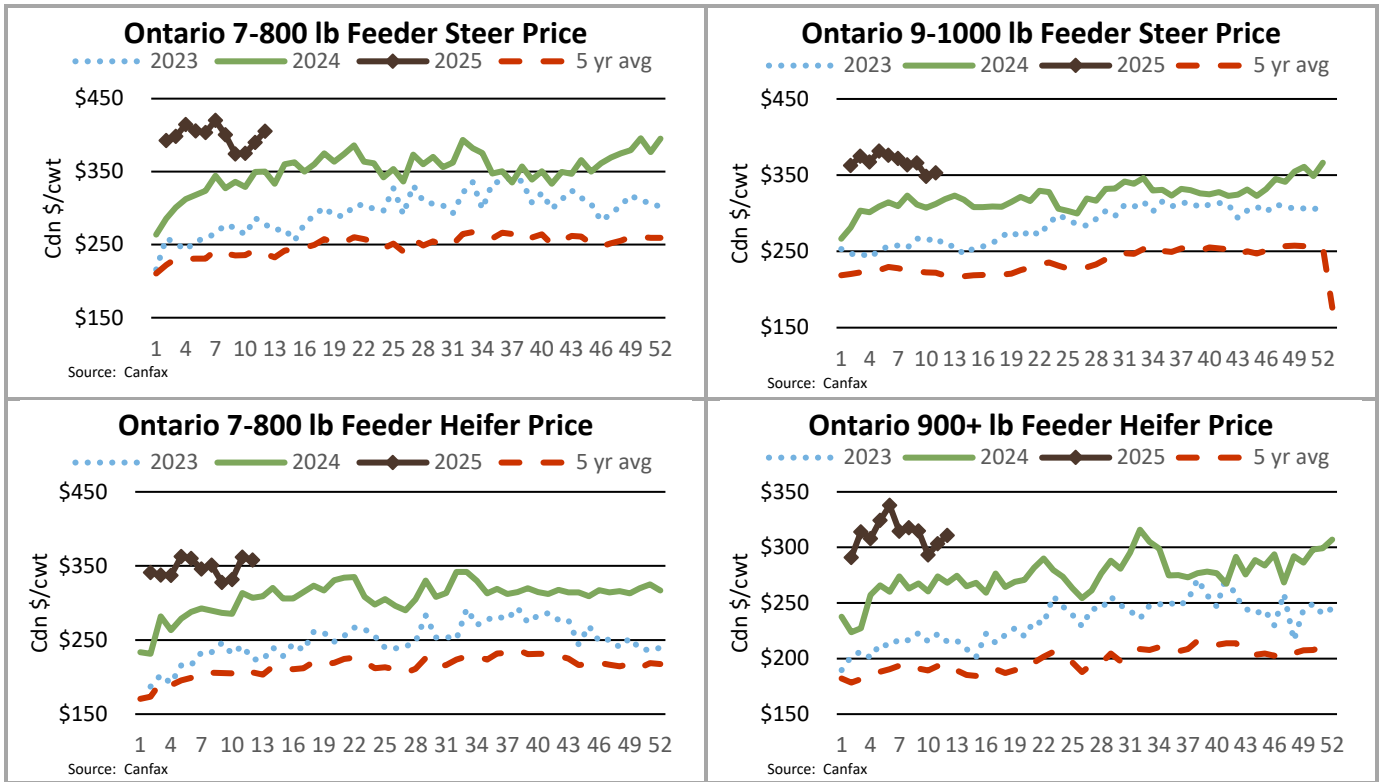
FED CATTLE	Volume	Price Range	Average	Top	Last Week Avg
Large Frame Steers +1250	169	260.03-276.75	269.77	287.00	273.79
Medium Frame Steers +1250	155	252.74-274.17	265.32	284.00	267.80
Large & Medium Frame Steers +1250	321	255.52-275.62	267.57	287.00	271.49
Large Frame Heifers +1000	183	257.68-277.76	269.40	294.00	266.65
Medium Frame Heifers +1000	234	251.71-276.29	266.96	325.00	267.14
Large & Medium Frame Heifers +1000	417	252.81-278.53	268.23	325.00	267.37
Fed steers, Dairy & Dairy Cross +1250	65	225.14-251.40	239.05	274.50	236.46
Fed heifers, Dairy & Dairy Cross +1000	184	186.37-246.73	224.44	277.50	212.20
Cows - All Weights	2214	139.18-189.19	160.68	250.00	159.90
Bulls - All Weights	108	173.46-223.38	199.55	257.00	254.61

#### STOCKERS - Large and Medium Frame

STEERS	Volume	Price Range	Average	Top	Last Week Avg
1000+	580	327.89-365.54	348.86	372.50	336.76
900-999	498	341.46-379.32	364.40	394.00	353.01
800-899	298	338.46-394.25	379.47	414.00	358.41
700-799	457	354.32-433.61	405.18	475.00	390.07
600-699	589	388.42-476.63	441.00	505.00	460.22
500-599	393	405.52-512.07	468.90	580.00	493.30
400-499	222	419.21-531.41	492.02	575.00	477.56
<399	76	418.03-557.43	484.44	1050.00	581.87

#### STOCKERS - Large and Medium Frame

HEIFERS	Volume	Price Range	Average	Top	Last Week Avg
+900	393	292.42-332.31	310.77	356.00	303.20
800-899	170	298.44-351.59	336.56	375.00	333.26
700-799	356	318.97-386.63	357.99	445.00	361.87
600-699	393	345.57-422.43	397.15	463.99	368.89
500-599	355	349.45-453.75	408.78	540.00	382.86
400-499	191	381.96-474.52	431.07	550.00	396.78
300-399	58	360.60-488.40	417.98	690.00	412.20
<299	N/A	N/A	N/A	N/A	N/A



At Kawartha Lakes Community Sale Barn: **Mar 15, 2025- 134 cows, 5 bulls, 37 veal, 5 fed cattle, 39 stockers**

	Price Range	Avg.	Top
<b>Cows</b>	147.00-188.00	160.43	216.00
<b>Bulls over 1600 lbs</b>	175.00-228.00	200.78	228.00
<b>Veal Calves 125 lbs &amp; under</b>	700.00-1200.00	926.47	1250.00

At Denfield Livestock Exchange Inc.: **Mar 18, 2025 - 315 Fed Cattle, 104 Cows, 6 Bulls, 4 Veal**

	Price Range	Average	Top
<b>Large &amp; Medium Frame Fed Steers +1250 lbs</b>	268.00-277.50	272.32	278.50
<b>Large &amp; Medium Frame Fed Heifers +1000 lbs</b>	266.75-281.00	274.32	294.00
<b>Fed Steers, Dairy &amp; Dairy Cross +1250 lbs</b>	220.00-269.75	250.30	274.50
<b>Fed Heifers, Dairy &amp; Dairy Cross +1000 lbs</b>	200.00-277.50	246.70	277.50
<b>Cows</b>	140.00-188.00	162.08	229.00
<b>Bulls over 1600 lbs</b>	217.00-239.00	226.80	259.00

At Aylmer Stockyards Inc.: **Mar 19, 2025 - 110 Fed cattle, 56 Stockers, 208 Cows, 3 Bulls, 39 Veal**

	Price Range	Average	Top
<b>Large &amp; Medium Frame Fed Steers +1250 lbs</b>	220.00-272.00	252.99	272.00
<b>Large &amp; Medium Frame Fed Heifers +1000 lbs</b>	200.99-268.99	258.09	268.99
<b>Fed Heifers, dairy &amp; dairy cross 1000+ lbs</b>	162.00-247.50	224.19	247.50
<b>Cows</b>	121.99-235.99	170.10	239.99
<b>Veal 600 lbs and over</b>	243.00-397.50	306.59	397.50

### ONTARIO STOCKER & FEEDER TRADE

Stocker sale at Brussels Livestock: **Mar 14, 2025 - 845 Stockers**

Steers	Price Range	Average	Top	Heifers	Price Range	Average	Top
<b>1000+</b>	326.00-365.00	345.92	365.00				
<b>900-999</b>	350.00-390.50	371.20	394.00	<b>900+</b>	297.00-340.00	316.74	356.00
<b>800-899</b>	355.00-406.00	386.73	406.00	<b>800-899</b>	319.00-349.00	338.75	349.00
<b>700-799</b>	345.00-401.00	384.29	440.00	<b>700-799</b>	320.00-365.00	340.89	394.00
<b>600-699</b>	360.00-442.00	413.95	442.00	<b>600-699</b>	330.00-445.00	382.24	445.00
<b>500-599</b>	380.00-485.00	450.57	520.00	<b>500-599</b>	365.00-480.00	423.19	480.00
<b>400-499</b>	450.00-500.00	475.60	515.00	<b>400-499</b>	390.00-495.00	449.55	495.00
<b>&lt;399</b>	500.00-530.00	510.63	560.00				

Stocker sale at Temiskaming Livestock Sales: **Mar 17, 2025 - 79 Stockers**

Steers	Price Range	Average	Top	Heifers	Price Range	Average	Top
700-799	340.00-365.00	357.14	365.00				
				600-699	337.50-340.00	339.75	340.00
500-599	425.00-485.00	461.18	485.00				

Stocker sale at Hoard's Station Sale Barn: **Mar 18, 2025: 152 Stockers**

Steers	Price Range	Average	Top	Heifers	Price Range	Average	Top
700-799	345.00-417.49	397.40	417.49	700-799	220.00-362.99	310.99	362.99
600-699	270.00-440.00	386.60	440.00	600-699	304.99-377.49	347.69	377.49
500-599	310.00-507.50	436.39	507.50	500-599	300.00-434.99	372.10	434.99
400-499	300.00-529.99	481.79	529.99	400-499	275.00-422.49	358.00	422.49

Stocker sale at Renfrew Pontiac Livestock: **Mar 18, 2025: 330 Stockers**

Steers	Price Range	Average	Top	Heifers	Price Range	Average	Top
900-999	342.49-364.00	358.19	364.00				
800-899	214.99-377.00	360.99	377.00	800-899	250.00-375.00	332.50	375.00
700-799	229.99-397.50	358.99	397.50	700-799	329.99-379.99	364.40	379.99
600-699	304.99-482.00	442.10	482.00	600-699	320.00-432.50	406.50	432.50
500-599	339.99-504.99	465.00	504.99	500-599	325.00-462.50	408.80	462.50
400-499	310.00-545.00	470.09	545.00	400-499	425.00-490.00	466.39	490.00

Stocker sale at Ontario Livestock Exchange: **Mar 19, 2025 - 806 Stockers**

Steers	Price Range	Average	Top	Heifers	Price Range	Average	Top
1000+	342.00-372.50	357.47	372.50				
900-999	362.50-383.50	373.22	383.50	900+	307.50-328.00	315.47	328.00

Stocker sale at Ontario Livestock Exchange: **Mar 20, 2025 - 684 Stockers**

Steers	Price Range	Average	Top	Heifers	Price Range	Average	Top
1000+	282.50-337.50	307.60	337.50				
900-999	180.00-330.00	261.67	340.00	900+	250.00-312.50	278.03	312.50
800-899	290.00-370.00	340.36	370.00	800-899	285.00-340.00	323.04	340.00
700-799	322.50-435.00	384.44	435.00	700-799	290.00-392.50	349.23	445.00
600-699	327.50-472.50	411.61	505.00	600-699	295.00-410.00	357.40	435.00
500-599	360.00-510.00	440.80	510.00	500-599	345.00-465.00	406.56	465.00
400-499	360.00-510.00	462.93	510.00	400-499	345.00-430.00	395.83	475.00
<399	350.00-520.00	440.77	520.00	300-399	380.00-420.00	401.25	500.00

Stocker sale at Ontario Stockyards Inc: **Mar 20, 2025 - 1,243 Stockers**

Steers	Price Range	Average	Top	Heifers	Price Range	Average	Top
1000+	275.00-342.00	315.50	342.00	900+	267.50-340.00	308.17	340.00
800-899	396.00-414.00	408.46	414.00	800-899	315.00-358.00	351.77	358.00
700-799	401.00-451.50	432.33	451.50	700-799	348.00-391.00	374.24	391.00
600-699	432.50-486.00	454.63	490.00	600-699	381.00-420.00	409.64	429.00
500-599	440.00-530.00	483.19	580.00	500-599	365.00-420.00	402.81	490.00
400-499	470.00-560.00	515.75	575.00	400-499	397.50-492.50	441.42	510.00
<399	400.00-550.00	473.25	600.00	300-399	320.00-495.00	397.40	495.00

**ONTARIO STOCKER & FEEDER TRADE SPECIAL SPRING SALES**

Stocker sale at Denfield Livestock Exchange Inc.: **Mar 15, 2025 - 845 Stockers**

Steers	Price Range	Average	Top	Heifers	Price Range	Average	Top
900-999	358.00-367.00	360.70	367.00				
800-899	379.00-393.00	386.53	408.00	800-899	291.00-367.00	349.00	367.00
700-799	401.00-455.00	427.69	475.00	700-799	355.00-386.00	370.42	390.00
600-699	443.00-465.00	461.43	465.00	600-699	340.00-430.00	406.00	430.00
500-599	451.00-510.00	486.84	510.00	500-599	455.00-475.00	468.83	500.00
400-499	502.50-550.00	531.82	551.00	400-499	490.00-550.00	510.25	550.00

### WEEKLY LIVE CATTLE EXPORTS - ONTARIO (USDA)

	Week ending Mar 8, 2025	Week ending Mar 1, 2025	Year to Date
Total live slaughter cattle exported through Ontario ports to the U.S.	3,550	2,502	41,969
Steers & Heifers & Cows	3,499	2,471	41,313
Bulls	51	31	656

### LIVE CATTLE – CANADA (AAFC/USDA)

IMPORTS	Import % change from 2024 YTD	EXPORTS	Export % change from 2024 YTD
Jan 1- Jan 31/2025		Jan 1- Mar 1/25	
Pure bred	114 -74%	Processing steers, heifers & cows	123,911 27%
Non-pure bred	22,360 29%	Feeder cattle & calves	33,025 60%
		Bulls	2,908 -7%

### FEDERALLY INSPECTED PROCESSING - Canfax/CBGA

	Week Ending Mar 15, 2025	# of hd change from week ago	YTD	% Change (Week Ago)	% Change (Year Ago)
ONTARIO	11,076	1,292	110,247	13%	-2.7%
CANADA	58,463	4,315	603,002	8%	-9.9%
Western Processing	45,909	3,227	475,287	8%	-11.7%
Eastern Processing	12,554	1,088	127,715	9%	-2.5%

### AVERAGE CARCASS WEIGHTS – Canfax/CBGA

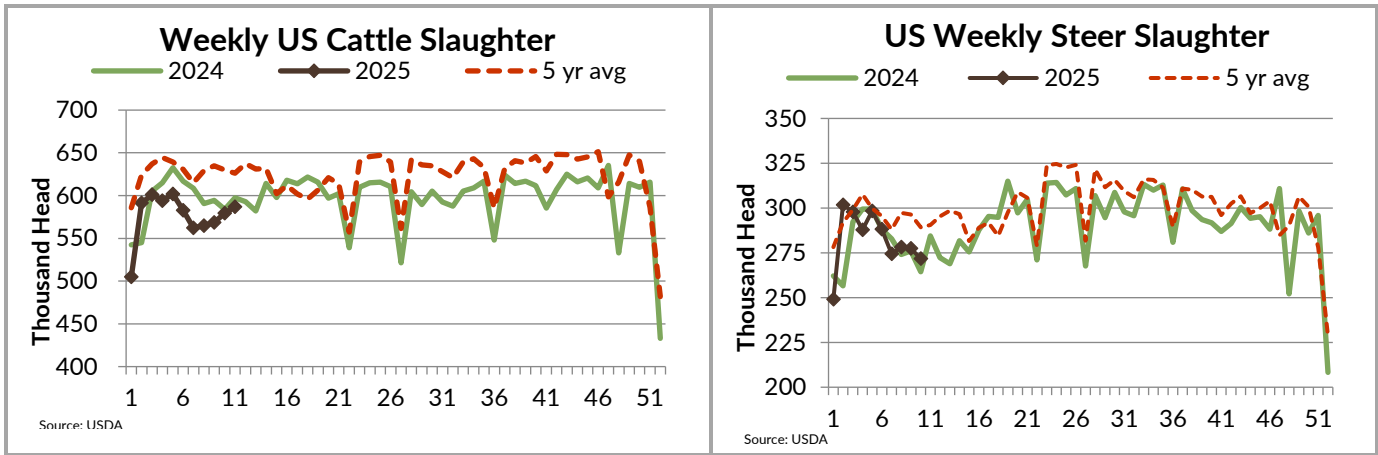
Week ending	CANADA		ONTARIO	
	Steers	Heifers	Steers	Heifers
15-Mar-25	956	875	988	846
08-Mar-25	954	862	989	869
16-Mar-24	963	862	985	873

### DOMESTIC BEEF PRODUCTION – CANADA (million pounds) (Canfax/CBGA)

	March 15, 2025	Wk ago chg	YTD	YTD chg
Fed	46.1	9.7%	458.9	-11.5%
Non-Fed	6.6	-2.0%	82.4	-7.0%
Total	52.8	8.1%	541.3	-10.9%

### USDA ESTIMATED CATTLE PROCESSING VOLUME

	Week Ending Mar 22, 2025	Previous Week	Year Ago
Grand Total	560,000	584,00	593,000



### QUEBEC ELECTRONIC AUCTION MARKET (F.O.B. THE FEEDLOT)

For the week ending March 20, 2025

Price  
N/A

Change from Last Week  
N/A

### ALBERTA DIRECT TRADE

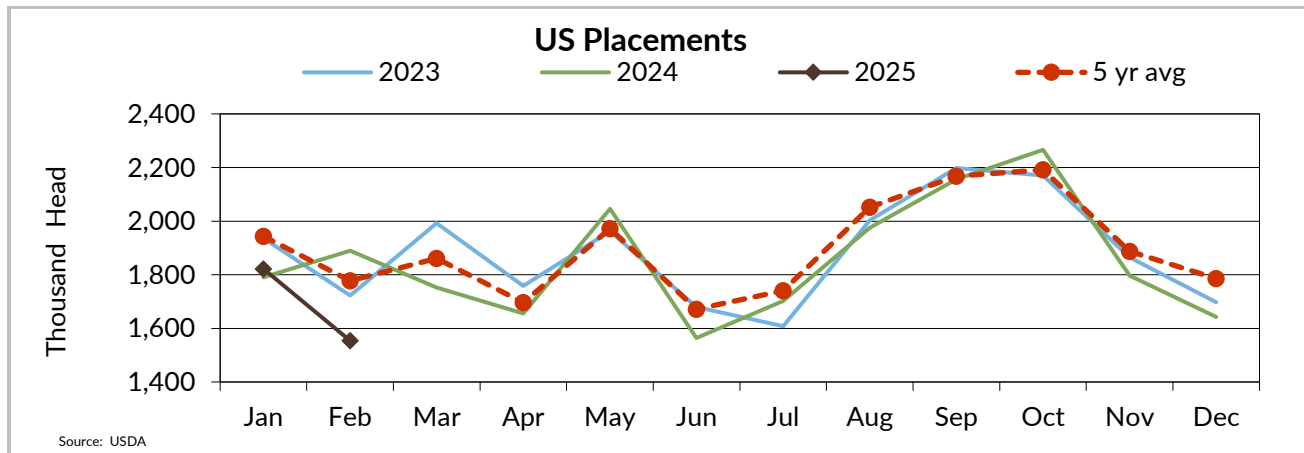
Alberta's direct trade: for the week ending March 20, 2025

Steers	Live- FOB	280.00	Rail- FOB	450.50-453.00
Heifers	Live- FOB	N/A	Rail- FOB	448.50-452.75

### U.S. TRADE (U.S. funds)

The U.S. cash cattle trade: for the week ending March 20, 2025

Choice and Select Steers and Heifers:	Live	206.00-212.00
	Rail	330.00-330.00



### U.S. BOXED BEEF CUT-OUT VALUES (U.S. funds)

	Choice 600-900	Select 600-900
Current Five-Day Average	324.08	308.30

### CANADIAN BEEF EXPORTS JANUARY /2025 (AAFC)

	Tonnes	% chg	vol chg		Tonnes	% chg	vol chg
United States	31,437	-7%	-2,471	Mexico	3,233	-1%	-27
Japan	4,675	28%	1,028	South Korea	1,897	69%	776
Vietnam	837	0%	2	Total	43,729	-1%	-248

## BEEF IMPORTS – CANADA (AAFC)

	Jan 1 – Mar 8, 2025	Last Year Same Time	% Change
United States	19,270	16,756	15%
Australia	6,206	3,293	88%
New Zealand	5,474	4,514	21%
Uruguay	3,092	5,836	-47%
Mexico	1,542	1,643	-6%
Non-CUSMA	19,299	16,356	18%
EU-27 (beef/veal total)	1,939	2,939	-34%
Total	56,822	51,337	11%

## CHICAGO MERCANTILE EXCHANGE

Closing quotes on futures **today** were as follows:

Live Cattle			Feeder Cattle			Corn		
Apr	206.95	-1.53	Mar	286.48	-1.88	May	4.642	-4.6
Jun	202.78	-2.25	Apr	284.98	-3.48	Jul	4.714	-4.0
Aug	199.35	-2.48	May	285.10	-4.00	Sep	4.446	-2.6
Oct	199.13	-2.60	Aug	288.83	-4.73	Dec	4.510	-2.0
Dec	199.93	-2.85	Sep	287.43	-4.73	Mar	4.634	-2.2
Feb	200.45	-2.98	Oct	285.25	-4.80	May	4.710	-2.2

Soybeans			Soft Red Winter Wheat			Canadian \$		
	US \$/bu			US \$/bu				
May	10.096	-3.2	May	5.582	+1.0	Spot	69.70	-0.08
Jul	10.214	-3.6	Jul	5.744	+1.0	Jun	69.99	-0.11
Aug	10.166	-3.4	Sep	5.910	+1.0	Sep	70.28	-0.12
Sep	10.032	-3.2	Dec	6.134	+0.4	Dec	70.57	-0.11
Nov	10.076	-2.4	Mar	6.316	+0.2	Mar	70.84	-0.11
Jan	10.200	-2.4	May	6.414	+0.2	Jun	71.07	-0.12

Beef Farmers of Ontario | Phone: 519.824.0334 | Fax: 519.824.9101 | Email: markets@ontariobeef.com

## ONTARIO STOCKER AND BRED COW SPRING SALES

Mar 22	11:00 am	David Carsons Farm & Auctions	Beef Cow & Calf Sale
Mar 26	12:00 pm	Aylmer Stockyards Inc	Special Spring Stocker Sale
Mar 26	1:00 pm	Vankleek Hill Livestock Exchange	Special Spring Stocker Sale
Mar 26	7:00 pm	Cargill Auction Market	Special Spring Stocker Sale
Mar 29	10:00 am	Kawartha Lakes Community Sale Barn	KLC Special Spring Stocker Sale
Mar 29	11:00 am	Denfield Livestock Exchange	Special Spring Stocker Sale
Apr 5	2:00 pm	Keady Livestock Market	Sanders' Annual Charolais Bull Sale
Apr 12	11:00 am	Denfield Livestock Exchange	Special Spring Stocker Sale
Apr 15	11:00 am	Ontario Stockyards Inc	Special Spring Stocker Sale

## Comments for the week ending March 20, 2025

Fed steers and heifers sold through auction markets this week at 741 head, were up 294 head from the previous week and 189 head higher than the same time last year. Fed steers averaged \$267.57/cwt, down \$3.92/cwt from last week but \$24.97/cwt above year ago prices. Fed heifers averaged \$268.23/cwt, up \$0.86/cwt from last week and \$26.49/cwt higher than last year. Auction markets reported on March 18<sup>th</sup> fed steers and heifers sold actively at steady prices. On Thursday, fed steers and heifers continued to sell strong at firm prices.

In Ontario, dressed sales were reported at \$450/cwt delivered, steady from the previous week. For the week ending March 15<sup>th</sup>, Eastern Canadian processing was 4.3% above a year ago but 4.5% below the five-year average. YTD processing is down 2%, with steers down 4% and heifers up 7%, cows down 5% and bulls down

43%. For the week ending March 8<sup>th</sup>, Eastern fed cattle and cow exports to the US were 3,773 head, 26% above last year and 32% above the five-year average. YTD Eastern fed cattle and cow exports are up 60% from last year.

Cull cow receipts sold through auction markets this week were 2,214 head, up 60 head from last week and up 204 head from last year. Cows averaged \$160.68/cwt, up \$0.78/cwt from last week and up \$25.03/cwt from last year. Beef cow prices averaged \$170.02/cwt, down \$0.90/cwt from the previous week's trade but \$26.15/cwt above year ago prices. Auction markets reported this week cows sold steady to stronger. Beef cows sold higher while dairy cows sold lower.

Receipts of 5,035 stocker and feeder cattle sold through Ontario auction markets this week, up 1,080 head from the previous week and 1,767 head more than the same week last year. Auction markets reported last week that stockers sold higher and very strong with a good demand. This week, feeder cattle sold actively at stronger prices. Stockers sold steady to Friday's strong market with quality considered. Actual average prices collected this week saw steers from 400-500 lbs trading \$14.46/cwt stronger than last week on average, 500-600 lbs down \$24.40/cwt, 600-700 lbs down \$19.22/cwt, 700-800 lbs up \$15.11/cwt, 800-900 lbs were up \$21.06/cwt, steers 900-1000 lbs up \$11.39/cwt and steers 1000 lbs plus averaged \$12.10/cwt stronger than the previous week's weighted average prices. Heifers from 300-400 lbs were up \$5.78/cwt from last week on average, 400-500 lbs up \$34.29/cwt, 500-600 lbs up \$25.92/cwt, 600-700 lbs up \$28.26/cwt, 700-800 lbs down \$3.88/cwt, 800-900 lbs up \$3.30/cwt and heifers 900 lbs and over averaged \$7.57/cwt stronger than the previous week's weighted average prices. For the week ending March 8<sup>th</sup>, Eastern feeder exports to the US were 203 head, 78% lower than last year and 64% below the five-year average. YTD Eastern feeder exports are down 17% from last year.

The Quebec electronic market prices are not available at press time.

Alberta fed trade last week saw sales \$5-6/cwt stronger than the previous week, with fed steers averaging \$271/cwt and fed heifers at \$268/cwt. This brought fed steers within \$5.60/cwt of record high set back in February, with fed heifers only \$7.60/cwt away. Dressed sales were reported from \$450-\$455/cwt delivered; \$5-20/cwt stronger than the previous week. The Alberta cash-to-futures basis was reported at -\$18.70/cwt, \$10/cwt weaker than the five-year average. US packer interest was noted, with light receipts of Western Canadian fed cattle trading South with live sales at \$280/cwt FOB the feedlot. On March 19<sup>th</sup>, light trade developed with dressed sales ranging from \$450-455/cwt delivered, fully steady with the previous week. For the week ending March 15<sup>th</sup>, Western Canadian fed processing was 39,538 head, 3.8% lower than last year.

The U.S. cash cattle trade last week saw dressed sales in the Northern feeding states at \$325/cwt, \$10/cwt higher than the previous week. Live sales in the North were from \$205-206/cwt while sales in Texas and Kansas ranged from \$202-203/cwt, \$4-5/cwt stronger. The Choice-to-Select spread was \$12.22/cwt, around \$3/cwt wider than both last year and the five-year average. Fatty 50% trim found some tailwinds, moving 5.4% higher while 73% ground ran into headwinds, easing 6.8% lower. On March 20<sup>th</sup>, all the cattle offered on the Fed Cattle Exchange were passed. The US feeder index was \$0.54/cwt higher, averaging \$284.65/cwt based at 802 lbs, a new record high.

According to the March World Agricultural Supply and Demand report, USDA revised US beef production up 120 million pounds from February, with poultry production up 25 million pounds and pork production down 105 million pounds. Urner Barry reported that beef trade to China may be impacted this spring, as several U.S. meat plants are scheduled to lose eligibility. China's general administration of customs is looking at a deadline to renew export certificates to many pork and beef plants (impacting over 1,000 facilities/plants). If these certificates expire no new products will be accepted by China. In 2024, China was the third largest market for US beef. This situation will have to be monitored. Earlier this month, China imposed retaliatory tariffs of 10% on U.S. beef, pork, and dairy imports in response to the ongoing trade war.