



WEEKLY MARKET INFORMATION REPORT – FOR THE WEEK ENDING THURSDAY MARCH 6, 2025

The following information is collected from various sources and disseminated by Beef Farmers of Ontario.

ONTARIO DIRECT TO PACKER RAILGRADE CATTLE TRADE

Prices are on a carcass weight basis before grade and weight discounts:

A Grade Steers **420.00**
A Grade Heifers **N/T**

ONTARIO LIVE CATTLE TRADE

Ontario auction sales this week saw weighted average price ranges for:

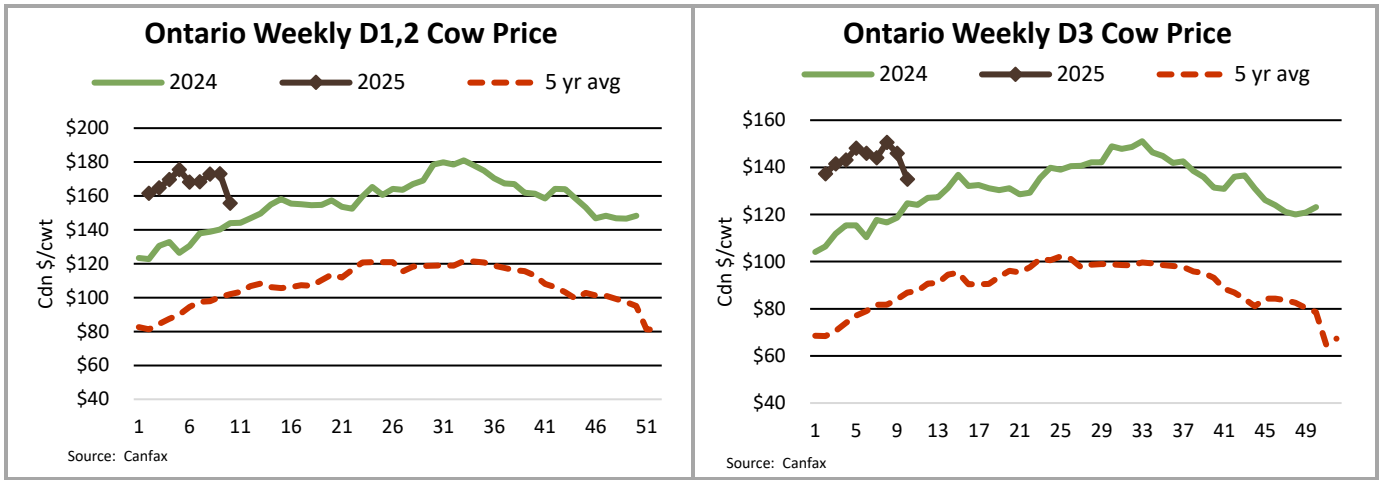
FED CATTLE	Volume	Price Range	Average	Top	Last Week Avg
Large Frame Steers +1250	44	225.50-240.50	231.16	257.00	273.06
Medium Frame Steers +1250	29	222.28-236.76	231.03	246.00	264.83
Large & Medium Frame Steers +1250	72	221.69-239.33	231.01	257.00	267.56
Large Frame Heifers +1000	43	212.66-242.23	230.37	327.50	267.45
Medium Frame Heifers +1000	55	219.25-243.59	232.57	340.00	258.29
Large & Medium Frame Heifers +1000	98	219.35-246.34	233.96	340.00	260.76
Fed steers, Dairy & Dairy Cross +1250	15	185.13-209.27	297.57	227.00	242.58
Fed heifers, Dairy & Dairy Cross +1000	96	157.52-212.32	184.83	242.50	224.71
Cows - All Weights	1908	125.50-166.85	144.43	235.00	158.12
Bulls - All Weights	68	176.71-227.27	202.95	301.25	208.20

STOCKERS - Large and Medium Frame

STEERS	Volume	Price Range	Average	Top	Last Week Avg
1000+	278	305.69-342.71	325.60	359.00	346.76
900-999	269	325.29-369.75	348.54	382.00	366.02
800-899	178	308.67-376.05	346.50	398.00	371.07
700-799	289	317.07-409.52	375.10	444.00	374.25
600-699	243	349.61-431.52	396.05	445.50	406.00
500-599	218	354.78-456.51	420.35	490.00	439.56
400-499	79	388.04-467.12	432.95	530.00	464.19
<399	27	424.26-779.07	615.24	1220.00	511.51

STOCKERS - Large and Medium Frame

HEIFERS	Volume	Price Range	Average	Top	Last Week Avg
+900	279	275.81-309.12	293.34	342.00	314.95
800-899	85	294.13-331.71	316.49	350.00	333.15
700-799	164	301.53-347.64	331.43	379.99	327.89
600-699	262	315.70-384.52	357.06	415.00	365.19
500-599	278	326.58-441.40	396.12	462.00	386.80
400-499	133	360.94-464.66	425.46	484.99	367.56
300-399	34	331.25-413.16	372.20	487.50	384.02
<299	13	291.54-620.77	459.23	940.00	345.85



At Kawartha Lakes Community Sale Barn: **Mar 1, 2025- 143 cows, 5 bulls, 45 veal, 4 fed cattle, 20 stockers**

	Price Range	Avg.	Top
Cows	138.00-202.50	158.80	222.50
Bulls over 1600 lbs	170.00-206.00	188.87	206.00
Veal Calves 600 lbs & over	220.00-290.00	232.15	290.00
Veal Calves 125 lbs & under	700.00-1100.00	901.07	1150.00

At Denfield Livestock Exchange Inc.: **Mar 4, 2025 - 88 Fed Cattle, 75 Cows, 2 Bulls, 2 Veal**

	Price Range	Average	Top
Large & Medium Frame Fed Steers +1250 lbs	225.00-236.00	229.93	257.00
Large & Medium Frame Fed Heifers +1000 lbs	224.00-249.00	237.25	266.00
Cows	105.00-135.00	122.69	208.00

At Aylmer Stockyards Inc.: **Mar 5, 2025 - 20 Veal, 183 Cows, 9 Bulls, 19 Fed cattle, 37 Stockers**

	Price Range	Average	Top
Fed Heifers, dairy & dairy cross 1000+ lbs	143.99-206.00	178.00	206.00
Cows	112.99-187.50	145.79	187.50

ONTARIO STOCKER & FEEDER TRADE

Stocker sale at Brussels Livestock: **Feb 28, 2025 - 1,258 Stockers**

Steers	Price Range	Average	Top	Heifers	Price Range	Average	Top
1000+	308.00-356.00	331.96	359.00	900+	293.00-342.00	318.72	342.00
900-999	334.00-382.00	357.41	382.00	800-899	312.00-350.00	334.24	350.00
800-899	343.50-398.00	369.88	398.00	700-799	311.00-365.00	345.70	367.00
700-799	350.00-422.00	380.40	444.00	600-699	342.00-388.00	370.82	415.00
600-699	380.00-445.50	417.78	445.50	500-599	345.00-462.00	408.88	462.00
500-599	398.00-475.00	450.42	487.50	400-499	377.50-477.00	442.93	477.00
400-499	445.00-460.00	446.79	470.00				
<399	500.00-582.50	551.79	582.50				

Stocker sale at Temiskaming Livestock Sales: **Mar 3, 2025 - 56 Stockers**

Steers	Price Range	Average	Top	Heifers	Price Range	Average	Top
600-699	385.00-435.00	406.88	435.00	500-599	312.50-392.50	358.64	392.50
500-599	330.00-447.50	377.00	447.50				

Stocker sale at Hoard's Station Sale Barn: **Mar 4, 2025: 111 Stockers**

Steers	Price Range	Average	Top	Heifers	Price Range	Average	Top
800-899	214.99-314.99	255.69	314.99	600-699	279.99-327.49	309.79	327.49
600-699	235.00-408.00	327.30	408.00	500-599	275.00-387.50	333.30	387.50
500-599	370.00-479.99	433.39	479.99	400-499	335.00-427.50	391.10	427.50
400-499	264.99-500.00	413.40	500.00				

Stocker sale at Renfrew Pontiac Livestock: **Mar 4, 2025: 344 Stockers**

Steers	Price Range	Average	Top	Heifers	Price Range	Average	Top
900-999	289.99-350.00	329.89	350.00	900+	150.00-229.99	198.79	229.99
800-899	227.49-379.99	348.49	379.99	800-899	320.00-345.99	341.59	345.99
700-799	239.99-404.99	378.60	404.99	700-799	335.00-379.99	367.20	379.99
600-699	350.00-442.99	407.69	442.99	600-699	300.00-411.00	385.49	411.00
500-599	300.00-477.50	437.30	477.50	500-599	350.00-425.00	414.20	425.00
400-499	395.00-500.00	470.09	500.00	400-499	325.00-484.99	426.19	484.99

Stocker sale at Ontario Livestock Exchange: **Mar 5, 2025 - 245 Stockers**

Steers	Price Range	Average	Top	Heifers	Price Range	Average	Top
1000+	326.00-342.00	335.83	342.00				
900-999	334.00-363.00	350.72	363.00	900+	281.00-287.50	283.00	287.50

Stocker sale at Ontario Livestock Exchange: **Mar 6, 2025 - 464 Stockers**

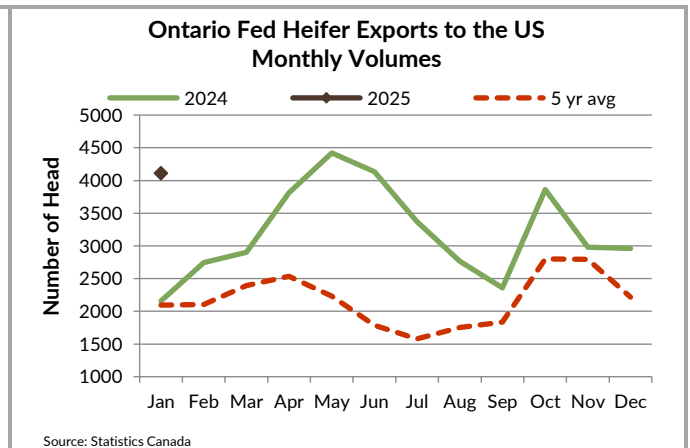
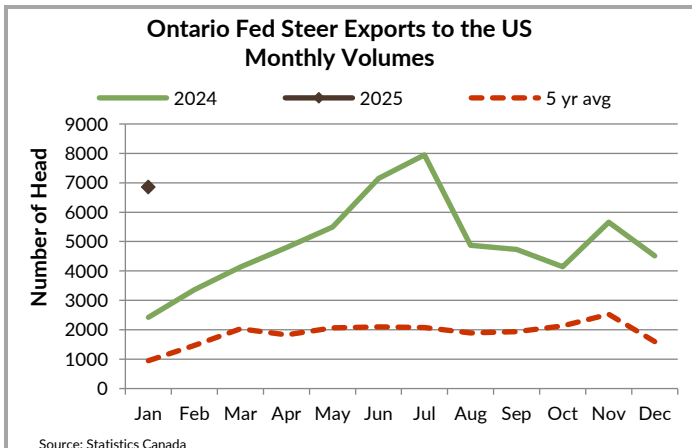
Steers	Price Range	Average	Top	Heifers	Price Range	Average	Top
1000+	235.00-295.00	273.04	295.00				
900-999	285.00-310.00	298.89	322.50	900+	255.00-280.00	269.41	280.00
800-899	280.00-320.00	294.67	320.00	800-899	275.00-295.00	286.15	295.00
700-799	330.00-402.50	367.85	402.50	700-799	290.00-330.00	318.26	330.00
600-699	315.00-430.00	378.59	430.00	600-699	300.00-380.00	330.29	405.00
500-599	355.00-445.00	395.25	445.00	500-599	335.00-460.00	418.11	460.00
400-499	410.00-470.00	427.27	530.00	400-499	410.00-475.00	460.45	475.00
				300-399	370.00-420.00	396.25	450.00

Stocker sale at Ontario Stockyards Inc: **Mar 6, 2025 - 221 Stockers**

Steers	Price Range	Average	Top	Heifers	Price Range	Average	Top
800-899	230.00-354.50	324.94	354.50				
700-799	307.50-374.00	353.64	374.00	700-799	270.00-305.00	289.79	305.00
600-699	360.00-407.00	378.81	407.00	600-699	305.00-385.00	347.67	385.00
500-599	365.00-440.00	398.75	490.00	500-599	320.00-440.00	382.91	440.00
400-499	410.00-482.50	445.58	506.00	400-499	310.00-462.50	367.00	462.50

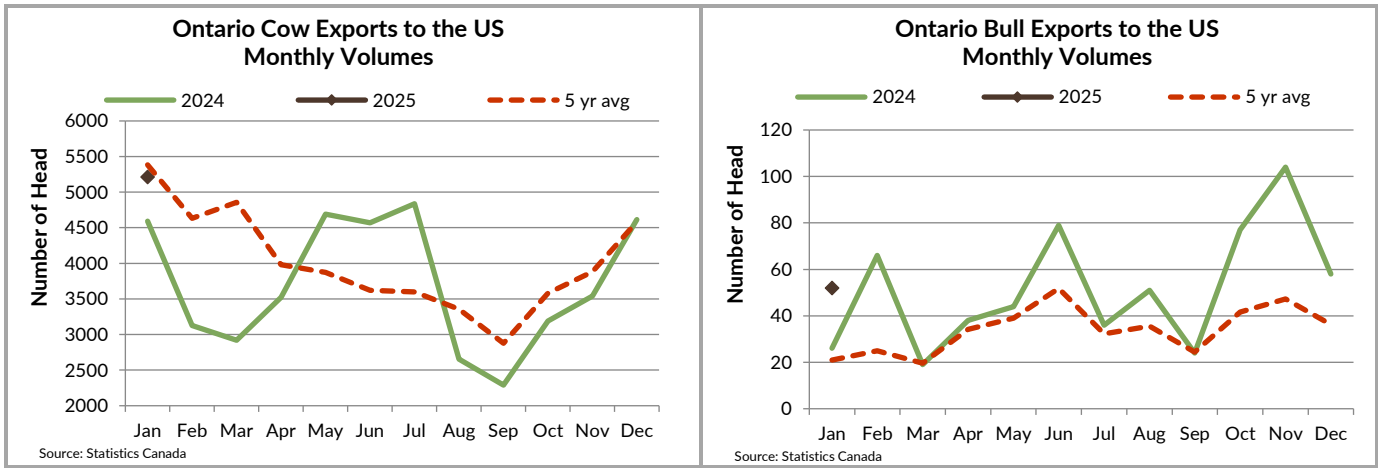
WEEKLY LIVE CATTLE EXPORTS - ONTARIO (USDA)

	Week ending Feb 22, 2025	Week ending Feb 15, 2025	Year to Date
Total live slaughter cattle exported through Ontario ports to the U.S.	4,370	2,502	33,681
Steers & Heifers & Cows	4,318	2,471	33,153
Bulls	52	31	528



Source: Statistics Canada

Source: Statistics Canada



MONTHLY LIVE CATTLE EXPORTS TO THE U.S. FROM ONTARIO (Canfax/Stats Canada)

	January 2025	YTD 2025	January 2024	% change from 2024
Steers	6,854	6,854	2,422	183%
Heifers	4,112	4,112	2,158	91%
Cows	5,211	5,211	4,592	13%
Bulls	52	52	26	100%
Feeders	1268	1268	7	18014%
Total	17,497	17,497	9,205	90%

LIVE CATTLE - CANADA (AAFC/USDA)

IMPORTS	Import % change from 2023 YTD	EXPORTS	Export % change from 2024 YTD
Jan 1- Dec 31/2024		Jan 1- Feb 15/25	
Pure bred	3,842 -57%	Processing steers, heifers & cows	92,330 27%
Non-pure bred	358,928 26%	Feeder cattle & calves	19,926 31%
		Bulls	2,068 -17%

FEDERALLY INSPECTED PROCESSING - Canfax/CBGA

	Week Ending Mar 1, 2025	# of hd change from week ago	YTD	% Change (Week Ago)	% Change (Year Ago)
ONTARIO	10,287	1,573	89,387	18%	-3.9%
CANADA	54,709	4,226	490,391	8%	-10.5%
Western Processing	42,671	2,260	386,696	6%	-12.2%
Eastern Processing	12,038	1,966	103,695	20%	-3.3%

AVERAGE CARCASS WEIGHTS - Canfax/CBGA

	CANADA		ONTARIO	
Week ending	Steers	Heifers	Steers	Heifers
01-Mar-25	942	859	978	864
22-Feb-25	946	873	981	871
02-Mar-24	972	868	980	839

DOMESTIC BEEF PRODUCTION – CANADA (million pounds) (Canfax/CBGA)

	March 1, 2025	Wk ago chg	YTD	YTD chg
Fed	41.8	9.3%	370.8	-12.7%
Non-Fed	7.1	-1.5%	69.0	-5.9%
Total	48.9	7.6%	439.8	-11.7%

USDA ESTIMATED CATTLE PROCESSING VOLUME

	Week Ending March 8, 2025	Previous Week	Year Ago
Grand Total	587,000	566,000	584,000

QUEBEC ELECTRONIC AUCTION MARKET (F.O.B. THE FEEDLOT)

	Price	Change from Last Week
For the week ending March 6, 2025	N/T	N/T

ALBERTA DIRECT TRADE

Alberta's direct trade: for the week ending March 6, 2025

Steers	Live- FOB	N/T	Rail- FOB	428.50-448.50
Heifers	Live- FOB	N/T	Rail- FOB	428.50-448.50

U.S. TRADE (U.S. funds)

The U.S. cash cattle trade: for the week ending March 6, 2025

Choice and Select Steers and Heifers:	Live	195.00-200.00
	Rail	310.00-315.00

U.S. BOXED BEEF CUT-OUT VALUES (U.S. funds)

	Choice 600-900	Select 600-900
Current Five-Day Average	313.46	302.90

CANADIAN BEEF EXPORTS Jan 1 – Dec 31/2024 (AAFC)

	Tonnes	% chg	vol chg		Tonnes	% chg	vol chg
United States	374,346	0%	-827	Mexico	28,861	-11%	-3,452
Japan	43,084	-5%	-2,289	South Korea	15,019	6%	798
Vietnam	12,898	5%	656	Total	494,694	-1%	-4,294

BEEF IMPORTS – CANADA (AAFC)

	Jan 1 – Feb 22, 2025	Last Year Same Time	% Change
United States	15,083	13,170	15%
Australia	4,815	3,979	21%
New Zealand	4,802	2,582	86%
Uruguay	2,809	5,049	-44%
Mexico	1,228	1,098	12%
Non-CUSMA	15,799	13,984	13%
EU-27 (beef/veal total)	1,609	2,306	-30%
Total	46,145	42,168	9%

CHICAGO MERCANTILE EXCHANGE

Closing quotes on futures **today** were as follows:

Live Cattle			Feeder Cattle			Corn		
Apr	200.28	+4.00	Mar	276.98	+2.95	Mar	4.552	+5.6
Jun	196.48	+3.85	Apr	278.15	+3.73	May	4.692	+5.2
Aug	194.35	+3.38	May	278.20	+4.35	Jul	4.756	+5.0
Oct	195.35	+2.95	Aug	281.08	+3.88	Sep	4.502	+4.4
Dec	197.05	+2.58	Sep	280.28	+4.00	Dec	4.542	+3.2
Feb	197.88	+2.43	Oct	278.85	+3.93	Mar	4.660	+3.0

Soybeans			Soft Red Winter Wheat			Canadian \$		
	<i>US \$/bu</i>			<i>US \$/bu</i>				
Mar	10.102	-3.6	Mar	5.336	-3.2	Spot	69.61	-0.30
May	10.250	-2.2	May	5.512	-2.6	Mar	69.95	-0.32
Jul	10.386	-0.6	Jul	5.654	-2.4	Jun	69.95	-0.31
Aug	10.356	+1.4	Sep	5.814	-2.4	Sep	70.23	-0.31
Sep	10.214	+3.2	Dec	6.030	-2.4	Dec	70.49	-0.30
Nov	10.254	+4.6	Mar	6.202	-2.0	Mar	70.76	-0.28

Beef Farmers of Ontario | Phone: 519.824.0334 | Fax: 519.824.9101 | Email: markets@ontariobeef.com

ONTARIO STOCKER AND BRED COW SPRING SALES

Mar 7	5:00 pm	Keady Livestock Market	Special Bred Cow/Heifer Sale
Mar 8	10:00 am	Kawartha Lakes Community Sale Barn	Special Bred Cow Sale- In Regular Sale
Mar 14	11:00 am	Community Livestock Exchange	Quinte Cattlemen's Sale
Mar 15	11:00 am	Denfield Livestock Exchange	Special Spring Stocker Sale
Mar 15	2:00 pm	Maple Hill Auction Ltd	Rollin Acres Charolais Bull Sale
Mar 20	11:00 am	Ontario Stockyards Inc	Special Spring Stocker Sale
Mar 22	11:00 am	David Carsons Farm & Auctions	Beef Cow & Calf Sale

Comments for the week ending March 6, 2025

Fed steers and heifers sold through auction markets this week at 171 head, were down 474 head from the previous week and 253 head lower than the same time last year. Fed steers averaged \$231.01/cwt, down \$36.55/cwt from last week and \$8.33/cwt below year ago prices. Fed heifers averaged \$233.96/cwt, down \$26.80/cwt from last week and \$4.92/cwt lower than last year. Auction markets reported this week that fed steers and heifer sold easier due to implemented tariffs. Light offering of fed steers and heifers sold at barely steady price for the week.

In Ontario, dressed bids and sales have been reported at \$420.00/cwt delivered, \$45.00/cwt lower than prices seen three weeks ago. For the week ending March 1st, Eastern Canadian processing was 3.3% above a year ago and 7.5% below the five-year average. YTD processing is down 3%, with steers down 5% and heifers up 6%, cows down 4% and bulls down 44%. For the week ending February 22nd, Eastern fed cattle and cow exports to the US were 4,469 head, 82% above last year and 55% above the five-year average. YTD Eastern fed cattle and cow exports are up 63% from last year.

Cull cow receipts sold through auction markets this week were 1,908 head, down 642 head from last week but up 116 head from last year. Cows averaged \$144.43/cwt, down \$13.69/cwt from last week but up \$11.08/cwt from last year. Beef cow prices averaged \$153.00/cwt, down \$17.38/cwt from the previous week's trade but \$9.30/cwt above year ago prices. Auction markets reported this week cows also sold easier due to tariffs. Cull cows sold lower and under pressure.

Receipts of 2,829 stocker and feeder cattle sold through Ontario auction markets this week, down 1,683 head from the previous week and 453 head less than the same week last year. Auction markets reported last week that stockers continued to sell at firm prices on a real good demand. This week, feeder cattle sold at sharply lower prices and stockers sold easier due to the implementation of American tariffs. Actual average prices collected this week saw steers from 400-500 lbs trading \$31.24/cwt weaker than last week on average, 500-600 lbs down \$19.21/cwt, 600-700 lbs down \$9.95/cwt, 700-800 lbs up \$0.85/cwt, 800-900 lbs were down \$24.57/cwt, steers 900-1000 lbs down \$17.48/cwt and steers 1000 lbs plus averaged \$21.16/cwt weaker than the previous week's weighted average prices. Heifers from 300-400 lbs were down \$11.82/cwt from last week on average, 400-500 lbs up \$57.90/cwt, 500-600 lbs up \$9.32/cwt, 600-700 lbs down \$8.13/cwt, 700-800 lbs up \$3.54/cwt, 800-900 lbs down \$16.66/cwt and heifers 900 lbs and over averaged \$21.61/cwt weaker than the previous week's weighted average prices. For the week ending February 22nd, Eastern feeder exports to the US were 585 head, 47% lower than last year and 20% below the five-year average. YTD Eastern feeder exports are down 9% from last year.

The Quebec electronic market no sales are reported this week.

Alberta fed trade last week saw dressed sales reported from \$458-460/cwt delivered, \$2/cwt lower than the previous week. The Alberta cash-to-futures basis is reported at -\$11.48/cwt, \$5.95/cwt weaker than the previous week and steady with the five-year average. The nearby live cattle contract closed at \$197.72/cwt today and is now only \$4.12/cwt away from the low established at the start of the year. For the week ending March 1st, Western Canadian fed processing was 35,864 head, 13.1% lower than last year. The Canadian annual inflation rate was 1.9% in January, steady with expectations. As of midnight on March 7th, there is a pause on Tariffs for Mexico and Canadian goods and services covered under USMCA/CUSMA until April 2nd.

The U.S. cash cattle trade last week saw trade in Nebraska reported at \$197-198/cwt live, \$2-3/cwt softer than previous week. Dressed sales, at \$313/cwt dressed, were also \$2/cwt softer. This is the fourth consecutive week of softer prices. Sales in the Southern feeding states were at \$197/cwt, \$2/cwt softer than the previous week. US Choice cutouts closed the week barely steady with the previous week, easing 0.3% lower to \$311.18/cwt with Select cutouts softening a very modest 0.5% to \$302.13/cwt. Lean 90% trim has seen inconsistent trade on the spot market in February but has managed to climb 3.5% higher since the end of January. On March 5th, light trade reported in the Southern feeding states yesterday with live sales from \$195.00-197.00/cwt, steady to \$2.00/cwt lower than the previous week. Live bids of \$195.00/cwt and dressed bids of \$310.00/cwt were noted in Nebraska on March 6th.

Significant fed cattle trade will likely be delayed until the second half of this week. Last week, USDA released their initial estimates for the 2025-26 crop year. Corn production is projected to be up 4.8% or 718 million bushels to 15.59 billion bushels. Ending stocks of 1.97 billion bushels are projected to be 28% higher than the 2024-25 crop year. On February 28th, the December corn contract closed at US\$4.55/bu, declining 25 cents/bushel from its recent high on February 20th. China has imposed retaliatory tariffs on US, according to the Globe and Mail, "imports of US grown chicken, wheat, corn, cotton will face an extra 15% tariff. In addition, tariffs on sorghum, soybeans, pork, beef, seafood, fruit/vegetables and dairy products will be increased by 10%."