



WEEKLY MARKET INFORMATION REPORT – FOR THE WEEK ENDING THURSDAY FEBRUARY 6, 2025

The following information is collected from various sources and disseminated by Beef Farmers of Ontario.

ONTARIO DIRECT TO PACKER RAILGRADE CATTLE TRADE

Prices are on a carcass weight basis before grade and weight discounts:

A Grade Steers **480.00**
A Grade Heifers **480.00**

ONTARIO LIVE CATTLE TRADE

Ontario auction sales this week saw weighted average price ranges for:

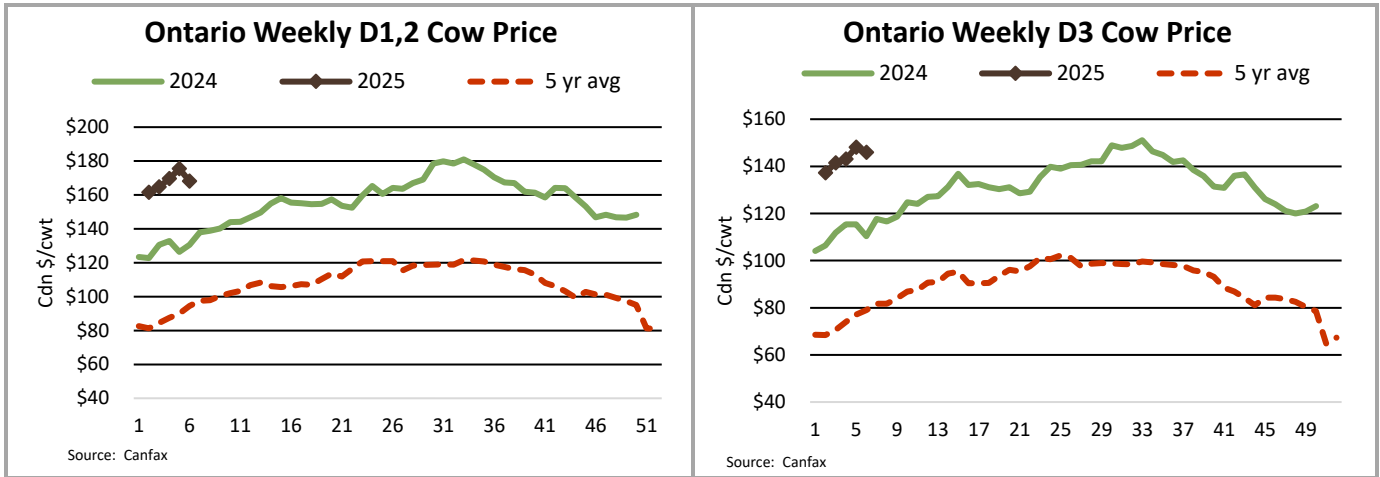
FED CATTLE	Volume	Price Range	Average	Top	Last Week Avg
Large Frame Steers +1250	31	233.45-289.39	269.33	298.50	283.00
Medium Frame Steers +1250	65	259.41-288.38	276.61	296.50	270.97
Large & Medium Frame Steers +1250	91	261.64-288.71	277.81	298.50	278.04
Large Frame Heifers +1000	85	255.00-291.22	277.64	330.00	276.70
Medium Frame Heifers +1000	122	253.99-292.38	276.43	299.00	270.81
Large & Medium Frame Heifers +1000	207	257.91-293.93	279.00	330.00	273.33
Fed steers, Dairy & Dairy Cross +1250	32	231.05-249.49	240.84	289.75	236.78
Fed heifers, Dairy & Dairy Cross +1000	176	182.58-233.18	213.09	265.00	224.45
Cows - All Weights	2148	136.11-180.46	155.78	241.00	161.63
Bulls - All Weights	67	186.45-217.81	202.39	240.50	218.77

STOCKERS - Large and Medium Frame

STEERS	Volume	Price Range	Average	Top	Last Week Avg
1000+	281	333.36-365.56	351.81	375.50	346.98
900-999	257	359.88-390.90	375.94	405.00	381.62
800-899	240	354.29-416.69	394.68	437.50	376.24
700-799	185	371.02-422.43	403.37	449.00	405.63
600-699	344	395.71-469.84	435.89	493.00	434.67
500-599	336	392.56-506.50	462.92	580.00	472.87
400-499	136	398.97-540.78	471.75	579.99	502.23
<399	50	382.90-530.50	469.70	920.00	537.63

STOCKERS - Large and Medium Frame

HEIFERS	Volume	Price Range	Average	Top	Last Week Avg
+900	160	309.70-357.47	337.72	369.50	324.44
800-899	95	315.49-370.73	354.09	390.00	330.83
700-799	139	322.97-377.75	360.26	407.50	362.74
600-699	177	355.68-416.99	382.75	447.50	403.47
500-599	267	356.61-455.66	406.38	489.90	424.62
400-499	140	359.11-459.65	421.06	502.50	445.41
300-399	35	346.14-469.00	417.33	509.99	438.01
<299	N/A	N/A	N/A	N/A	436.98



At Kawartha Lakes Community Sale Barn: **Feb 1, 2025 - 138 cows, 8 bulls, 40 veal, 2 fed cattle, 17 stockers**

	Price Range	Avg.	Top
Cows	137.00-175.00	149.61	205.00
Bulls over 1600 lbs	170.00-217.50	192.64	217.50
Veal Calves 600 lbs & over	220.00-270.00	236.70	270.00
Veal Calves 125 lbs & under	700.00-1050.00	858.82	1100.00

At Denfield Livestock Exchange Inc.: **Feb 4, 2025 - 89 Fed Cattle, 83 Cows, 2 Veal, 2 Bulls**

	Price Range
Choice steers	287.00-292.50
Choice heifers	293.00-297.50
Cows	158.00-176.00

At Aylmer Stockyards Inc.: **Feb 5, 2025 - 7 Veal, 228 Cows, 1 Bull, 83 Fed cattle, 30 Stockers**

	Price Range	Average	Top
Large & Medium Frame Fed Steers +1250 lbs	227.00-289.00	267.09	289.00
Large & Medium Frame Fed Heifers +1000 lbs	169.99-293.99	256.59	293.99
Fed Heifers, dairy & dairy cross 1000+ lbs	152.00-239.00	214.50	239.00
Cows	120.99-227.99	167.19	227.99

ONTARIO STOCKER & FEEDER TRADE

Stocker sale at Brussels Livestock: **Jan 31, 2025 - 1,211 Stockers**

Steers	Price Range	Average	Top	Heifers	Price Range	Average	Top
1000+	355.50-371.25	365.07	371.25				
900-999	366.00-397.50	382.51	405.00	900+	325.00-369.50	351.65	369.50
800-899	378.00-437.50	413.59	437.50	800-899	344.00-378.00	359.63	390.00
700-799	404.00-440.00	425.83	449.00	700-799	358.00-401.00	386.79	407.50
600-699	425.00-493.00	459.80	493.00	600-699	385.00-447.50	408.41	447.50
500-599	430.00-525.00	484.83	532.50	500-599	405.00-474.90	436.42	474.90
400-499	465.00-573.00	524.60	573.00	400-499	375.00-480.00	444.14	480.00

Stocker sale at Renfrew Pontiac Livestock: **Feb 4, 2025: 308 Stockers**

Steers	Price Range	Average	Top	Heifers	Price Range	Average	Top
800-899	250.00-397.00	388.09	397.00	800-899	235.00-375.00	359.60	375.00
700-799	370.00-415.00	399.29	415.00				
600-699	387.50-467.49	429.30	467.49	600-699	360.00-404.99	380.50	404.99
500-599	314.99-542.49	477.50	542.49	500-599	304.99-489.90	406.20	489.90
400-499	345.00-579.99	492.60	579.99	400-499	370.00-475.00	412.89	475.00

Stocker sale at Ontario Livestock Exchange: Feb 5, 2025 - 257 Stockers

Steers	Price Range	Average	Top	Heifers	Price Range	Average	Top
1000+	338.00-375.50	359.87	375.50				
900-999	367.00-390.00	379.15	390.00				
800-899	377.50-392.50	384.00	392.50	800-899	310.00-350.00	332.50	350.00

Stocker sale at Ontario Livestock Exchange: Feb 6, 2025 - 446 Stockers

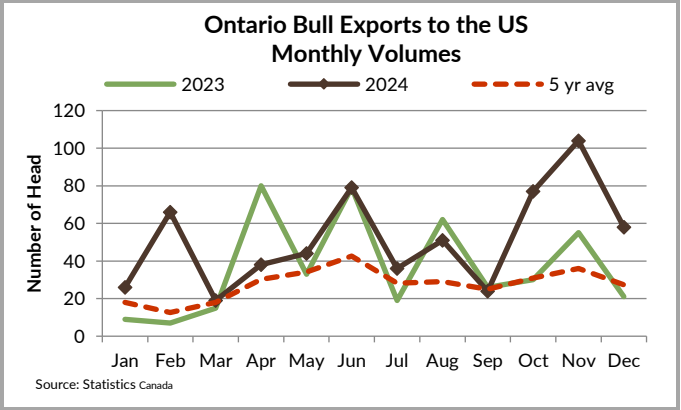
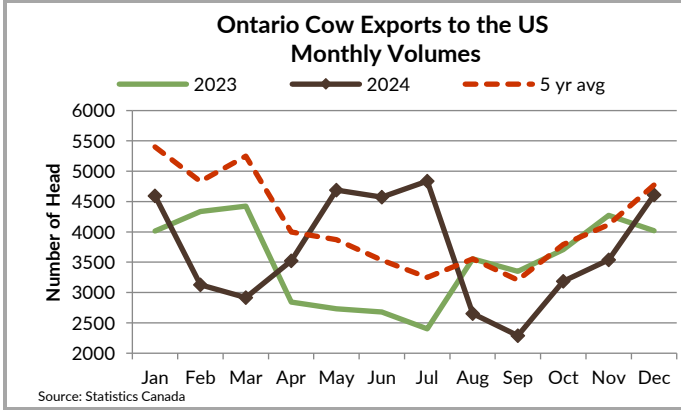
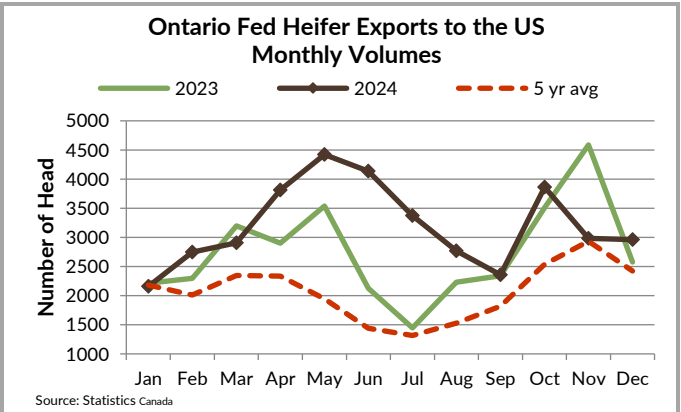
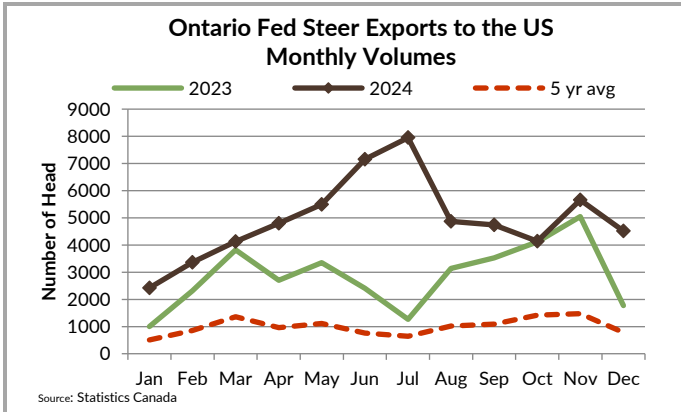
Steers	Price Range	Average	Top	Heifers	Price Range	Average	Top
900-999	322.50-395.00	356.73	395.00	900+	245.00-342.50	297.50	342.50
800-899	310.00-325.00	313.75	365.00	800-899	310.00-365.00	350.00	365.00
700-799	320.00-410.00	377.26	410.00	700-799	225.00-380.00	340.15	380.00
600-699	345.00-460.00	416.11	460.00	600-699	325.00-385.00	356.65	430.00
500-599	390.00-460.00	417.44	465.00	500-599	340.00-420.00	375.47	470.00
400-499	405.00-530.00	442.24	530.00	400-499	320.00-460.00	408.17	460.00
<399	450.00-510.00	475.50	550.00	300-399	380.00-500.00	473.33	500.00

Stocker sale at Ontario Stockyards Inc: Feb 6, 2025 - 422 Stockers

Steers	Price Range	Average	Top	Heifers	Price Range	Average	Top
800-899	302.50-396.00	357.40	407.50				
700-799	360.00-440.00	412.73	440.00	700-799	302.50-330.00	314.41	332.50
600-699	415.00-485.00	451.12	485.00	600-699	275.00-387.50	336.36	387.50
500-599	430.00-536.00	493.84	580.00	500-599	370.00-440.00	405.29	461.00
400-499	400.00-520.00	460.65	550.00	400-499	400.00-480.00	458.61	502.50
<399	300.00-505.00	411.94	505.00	300-399	300.00-465.00	373.75	465.00

WEEKLY LIVE CATTLE EXPORTS - ONTARIO (USDA)

	Week ending Jan 25, 2025	Week ending Jan 18, 2025	Year to Date
Total live slaughter cattle exported through Ontario ports to the U.S.	5,174	2,502	16,279
Steers & Heifers & Cows	5,085	2,471	16,013
Bulls	89	31	266



MONTHLY LIVE CATTLE EXPORTS TO THE U.S. FROM ONTARIO (Canfax/Stats Canada)

	Dec 2024	YTD 2024	Jan 1-Dec 2024	% change from 2023
Steers	4,519	59,234	34,448	72%
Heifers	2,961	38,475	32,957	17%
Cows	4,613	44,547	42,336	5%
Bulls	58	622	436	43%
Feeders	723	3557	1047	240%
Total	12,874	146,435	111,224	32%

LIVE CATTLE - CANADA (AAFC/USDA)

IMPORTS	Import % change from 2024 YTD	EXPORTS	Export % change from 2024 YTD
Jan 1- Nov 30/2025		Jan 1- Jan 8/25	
Pure bred	3,689 -57%	Processing steers, heifers & cows	33,396 34%
Non-pure bred	340,728 29%	Feeder cattle & calves	5,397 -2%
		`Bulls	763 -21%

FEDERALLY INSPECTED PROCESSING - Canfax/CBGA

	Week Ending Feb 1, 2025	# of hd change from week ago	YTD	% Change (Week Ago)	% Change (Year Ago)
ONTARIO	10,791	-353	51,463	-3%	-4.7%
CANADA	57,573	-2,833	277,744	-5%	-10.3%
Western Processing	45,137	-2,445	218,322	-5%	-11.9%
Eastern Processing	12,436	-388	59,422	-3%	-3.8%

AVERAGE CARCASS WEIGHTS - Canfax/CBGA

Week ending	CANADA		ONTARIO	
	Steers	Heifers	Steers	Heifers
01-Feb-25	949	861	988	859
25-Jan-25	946	845	984	865
03-Feb-24	989	851	986	842

DOMESTIC BEEF PRODUCTION - CANADA (million pounds) (Canfax/CBGA)

	February 1, 2025	Wk ago chg	YTD	YTD chg
Fed	43.3	-4.3%	209.9	-13.0%
Non-Fed	8.8	4.3%	39.3	-1.8%
Total	52.1	-2.9%	249.2	-11.4%

USDA ESTIMATED CATTLE PROCESSING VOLUME

	Week Ending Feb 8, 2025	Previous Week	Year Ago
Grand Total	584,000	600,000	617,000

QUEBEC ELECTRONIC AUCTION MARKET (F.O.B. THE FEEDLOT)

	Price	Change from Last Week
For the week ending February 6, 2025	480.75	+20.00

ALBERTA DIRECT TRADE

Alberta's direct trade: for the week ending February 6, 2025

Steers	Live- FOB	278.00-278.00	Rail- FOB	456.50-463.50
Heifers	Live- FOB	279.00-279.00	Rail- FOB	456.50-463.50

U.S. TRADE (U.S. funds)

The U.S. cash cattle trade: for the week ending February 6, 2025

Choice and Select Steers and Heifers:	Live	204.00-210.00
	Rail	320.00-333.00

U.S. BOXED BEEF CUT-OUT VALUES (U.S. funds)

	Choice 600-900	Select 600-900
Current Five-Day Average	327.94	316.68

CANADIAN BEEF EXPORTS Jan 1 – Nov 30/2025 (AAFC)

	Tonnes	% chg	vol chg		Tonnes	% chg	vol chg
United States	341,247	0%	1,230	Mexico	26,863	-9%	-2,683
Japan	39,837	-4%	-1,852	South Korea	13,500	9%	1,083
Vietnam	11,785	2%	265	Total	451,736	0%	-1,035

BEEF IMPORTS – CANADA (AAFC)

	Jan 1 – Jan 25, 2025	Last Year Same Time	% Change
United States	6,971	6,512	7%
Australia	3,026	2,581	17%
New Zealand	2,612	1,059	147%
Uruguay	572	0	n/a
Mexico	976	483	102%
Non-CUSMA	7,313	7,810	-6%
EU-27 (beef/veal total)	493	1,226	-60%
Total	21,963	19,671	12%

CHICAGO MERCANTILE EXCHANGE

Closing quotes on futures **today** were as follows:

Live Cattle			Feeder Cattle			Corn		
Feb	200.78	+0.15	Mar	264.90	-0.40	Mar	4.874	-7.6
Apr	196.78	n/c	Apr	264.83	-0.18	May	5.004	-7.0
Jun	192.10	+0.28	May	263.60	-0.10	Jul	5.044	-6.2
Aug	189.25	+0.53	Aug	266.18	+0.23	Sep	4.670	-5.0
Oct	190.15	+0.58	Sep	265.10	+0.40	Dec	4.660	-3.6
Dec	191.20	+0.53	Oct	263.75	+0.45	Mar	4.766	-3.6

Soybeans			Soft Red Winter Wheat			Canadian \$		
	<i>US \$/bu</i>			<i>US \$/bu</i>				
Mar	10.494	-11.0	Mar	5.826	-5.0	Spot	70.08	+0.16
May	10.654	-10.2	May	5.954	-3.2	Mar	70.11	+0.15
Jul	10.810	-9.0	Jul	6.062	-3.6	Jun	70.39	+0.13
Aug	10.762	-8.0	Sep	6.192	-4.0	Sep	70.72	+0.15
Sep	10.574	-8.4	Dec	6.374	-3.4	Dec	71.02	+0.15
Nov	10.574	-8.0	Mar	6.524	-3.2	Mar	71.32	+0.15

Beef Farmers of Ontario | Phone: 519.824.0334 | Fax: 519.824.9101 | Email: markets@ontariobeef.com

ONTARIO STOCKER & FEEDER SPECIAL FALL SALES

Mar 14	11:00 am	Community Livestock Exchange	Quinte Cattlemen's Sale
May 1	10:00 am	Grey Bruce Livestock Co-op -Wiarton	Stocker Sale – 90% vaccinated
May 2	11:00 am	Community Livestock Exchange	Quinte Cattlemen's Sale
May 3	10:00 am	Algoma Co-op Livestock- Thessalon	Stockers- Farm fresh, 50% vaccinated,
May 7	10:00 am	Kawartha Lakes Sales Barn	Peterborough Cattlemen/ Victoria Beef Producers

Comments for the week ending February 6, 2025

Fed steers and heifers sold through auction markets this week at 303 head, were down 177 head from the previous week and 11 head smaller than the same time last year. Fed steers averaged \$277.81/cwt, down \$0.23/cwt from last week but \$45.97/cwt above year ago prices. Fed heifers averaged \$279.00/cwt, up \$5.67/cwt from last week and \$49.20/cwt higher than last year. Auction markets reported this week that a light run of fed cattle traded stronger and \$5.00-\$10.00/cwt higher

Light trade has been reported in Ontario with dressed sales marked at \$480/cwt, \$10/cwt stronger than last week. Cattle are being booked for the week of February 17th and 24th delivery. For the week ending February 1st, Eastern Canadian processing was 2.4% below a year ago and 6.8% below the five-year average. YTD processing is down 4%, with steers down 3% and heifers down 8%, cows down 2% and bulls down 46%. For the week ending January 25th, Eastern fed cattle and cow exports to the US were 5,182 head, 95% above last year and 70% above the five-year average.

Cull cow receipts sold through auction markets this week were 2,148 head, down 166 head from last week but up 201 head from last year. Cows averaged \$155.78/cwt, down \$5.85/cwt from last week and up \$36.12/cwt from last year. Beef cow prices averaged \$163.53/cwt, down \$5.41/cwt from the previous week's trade and \$37.77/cwt above year ago prices. Auction markets reported this week that cull cows sold

less to barely steady. Over the February 1-2 weekend, due to the threat of American tariffs, cows sold at slightly easier prices.

Receipts of 2,847 stocker and feeder cattle sold through Ontario auction markets this week, down 1,642 head from the previous week and 284 head less than the same week last year. Auction markets reported last week stockers sold \$5.00-\$7.00 higher on an excellent demand. This week stockers continue to sell strong and feeder cattle sold at barely steady prices. Actual average prices collected this week saw steers from 400-500 lbs trading \$30.48/cwt lower than last week on average, 500-600 lbs down \$9.94/cwt, 600-700 lbs up \$1.22/cwt, 700-800 lbs down \$2.26/cwt, 800-900 lbs were up \$18.44/cwt, steers 900-1000 lbs down \$5.68/cwt and steers 1000 lbs plus averaged \$4.83/cwt stronger than the previous week's weighted average prices. Heifers from 300-400 lbs were down \$20.68/cwt from last week on average, 400-500 lbs down \$24.35/cwt, 500-600 lbs down \$18.24/cwt, 600-700 lbs down \$20.72/cwt, 700-800 lbs down \$2.48/cwt, 800-900 lbs up \$23.26/cwt and heifers 900 lbs and over averaged \$13.28/cwt stronger than the previous week's weighted average prices. For the week ending January 25th, Eastern feeder exports to the US were 839 head, 7% lower than last year and 32% above the five-year average.

The Quebec electronic market this week sold at \$480.75/cwt dressed on a picked-up basis, which is up \$20.00/cwt from the previous week's trade on average.

Alberta fed trade last week saw fed steers average in the mid \$270's/cwt, \$8/cwt stronger than previous week. Fed steer prices from December to January have historically rallied \$5.47/cwt. Dressed sales were reported at \$460/cwt, \$10-\$15/cwt stronger than the previous week. On Wednesday February 5th, light trade developed with dressed sales ranging from \$460-465/cwt delivered, steady to \$5/cwt higher than the previous week. Sales to the US are working back to the upper \$270's/cwt FOB the feedlot. For the week ending February 1st, Western Canadian fed processing was 37,031 head, 10.3% lower than last year. Leading up to February 4th, there was a strong push to export fed cattle South as Canadian fed cattle shipments were historically large this past week.

The U.S. cash cattle trade last week saw stronger prices in the South and softer prices in the North. Sales in Texas and Kansas on Thursday ranged from \$206-209/cwt, \$5-7/cwt stronger than previous week. Sales in Nebraska were at \$210/cwt live and \$328-330/cwt dressed. Live sales were steady to \$2/cwt softer while dressed sales were steady to \$2-3/cwt softer. This week on February 5th, light trade was reported in Iowa and Nebraska with dressed sales ranging from \$328-328.50/cwt, \$2/cwt lower than last week. Live sales in the Northern feeding states were at \$208/cwt while Texas and Kansas traded from \$205-206/cwt, \$1-2/cwt weaker. Over the past week, April to December 2025 live cattle contracts have dropped \$5-10/cwt. The largest decline has been in the front-end months.

On February 3rd President Trump decided to delay the implementation of tariffs on Canadian products by at least 30 days. This gives the Canadian government some time to implement their enhanced border security measures. On January 29th, the US Federal Reserve opted to leave its key interest unchanged, at 4.25-4.5%. US cutouts eased lower with Choice down just over 1% to \$327.48/cwt and Select barely steady with previous week at \$315.90/cwt. Choice and Select cutouts are around 11% stronger than the same time last year. 50% trim was 1.3% stronger while 90% trim eased 1%, and 73% ground was 17% softer than previous week. After a two-month pause, the US has lifted import restrictions on Mexican feeder cattle. Feeder cattle contracts have declined 700 points over the past two days.