



WEEKLY MARKET INFORMATION REPORT – FOR THE WEEK ENDING THURSDAY JANUARY 9, 2025

The following information is collected from various sources and disseminated by Beef Farmers of Ontario.

ONTARIO DIRECT TO PACKER RAILGRADE CATTLE TRADE

Prices are on a carcass weight basis before grade and weight discounts:

A Grade Steers	445.00
A Grade Heifers	445.00

ONTARIO LIVE CATTLE TRADE

Ontario auction sales this week saw weighted average price ranges for:

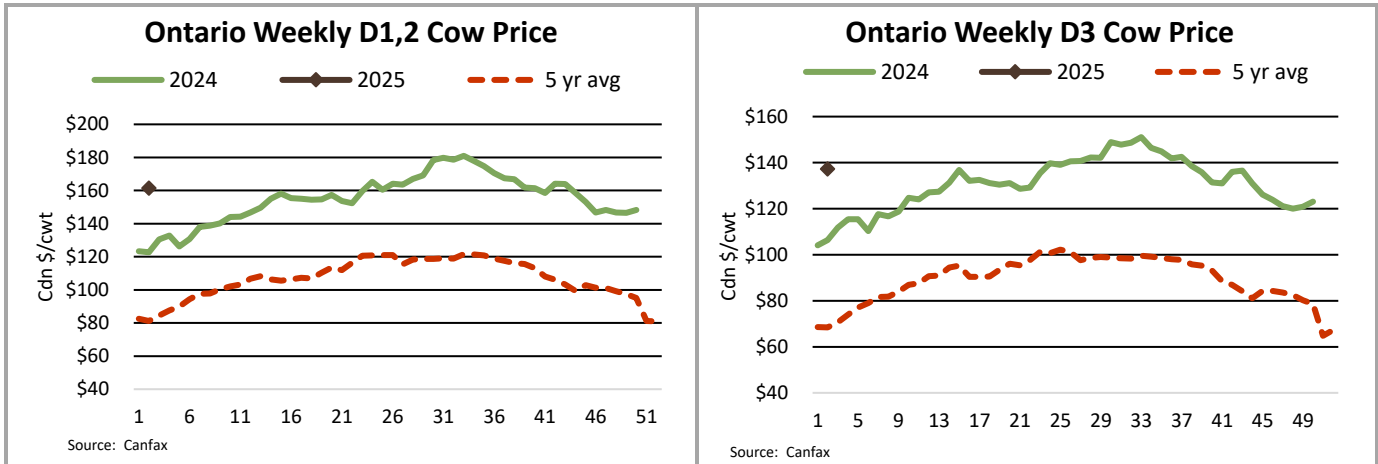
FED CATTLE	Volume	Price Range	Average	Top	Last Week Avg
Large Frame Steers +1250	88	255.44-274.10	266.31	295.00	261.51
Medium Frame Steers +1250	155	245.46-270.91	258.34	290.00	252.15
Large & Medium Frame Steers +1250	243	246.52-274.00	261.08	295.00	256.13
Large Frame Heifers +1000	112	242.47-276.86	261.22	302.50	265.04
Medium Frame Heifers +1000	163	242.27-270.33	261.01	297.50	252.74
Large & Medium Frame Heifers +1000	275	242.67-277.82	264.55	302.50	259.16
Fed steers, Dairy & Dairy Cross +1250	62	222.35-233.79	228.54	279.00	215.07
Fed heifers, Dairy & Dairy Cross +1000	138	174.80-236.87	208.76	282.00	215.35
Cows - All Weights	3097	125.50-173.96	148.93	270.00	146.97
Bulls - All Weights	81	174.95-214.12	198.57	256.00	182.43

STOCKERS - Large and Medium Frame

STEERS	Volume	Price Range	Average	Top	Last Week Avg
1000+	259	350.15-373.05	360.81	377.00	N/T
900-999	135	342.51-376.85	362.75	290.00	N/T
800-899	76	322.90-375.14	361.49	412.00	284.37
700-799	138	346.77-415.19	392.79	460.00	332.84
600-699	229	341.40-454.99	413.02	502.00	388.54
500-599	226	355.15-517.59	443.85	550.00	435.99
400-499	128	383.36-511.66	463.37	560.00	429.66
<399	55	358.68-585.77	492.63	1050.00	517.05

STOCKERS - Large and Medium Frame

HEIFERS	Volume	Price Range	Average	Top	Last Week Avg
+900	149	264.54-316.13	290.83	350.00	254.55
800-899	41	258.53-317.80	298.42	350.00	268.22
700-799	100	298.59-364.80	341.16	392.50	291.29
600-699	237	310.65-399.85	363.64	435.00	342.16
500-599	170	294.29-422.94	364.30	454.99	274.40
400-499	173	308.00-434.49	383.48	467.50	426.25
300-399	51	286.96-405.98	356.80	490.00	386.93
<299	8	753.75-795.00	781.25	1450.00	N/T



At Kawartha Lakes Community Sale Barn: Jan 4, 2025– 131 cows, 4 bulls, 28 veal, 3 fed cattle, 32 stockers

	Price Range	Avg.	Top
Cows	135.00-178.00	151.37	205.00
Veal Calves Over 600 lbs	232.50-282.50	248.76	282.50
Veal Calves 125 lbs & under	500.00-1050.00	743.78	1050.00

At Denfield Livestock Exchange Inc.: Jan 7, 2025 – 208 Fed Cattle, 8 Stockers, 137 Cows, 8 Veal, 4 Bulls

	Price Range	Average	Top
Large & Medium Frame Fed Steers +1250 lbs	270.00-284.50	276.95	290.00
Large & Medium Frame Fed Heifers +1000 lbs	268.00-285.00	276.21	300.00
Fed Heifers, Dairy & Dairy Cross +1000 lbs	219.00-282.00	260.53	282.00
Cows	125.00-173.00	152.00	215.00

At Aylmer Stockyards Inc.: Jan 8, 2025 – 32 Veal, 382 Cows, 1 Bulls, 46 Fed cattle, 20 Stockers

	Price Range	Average	Top
Large & Medium Frame Fed Steers +1250 lbs	241.99-279.99	257.69	279.99
Large & Medium Frame Fed Heifers +1000 lbs	160.00-274.00	250.89	274.00
Fed Heifers, dairy & dairy cross 1000+ lbs	120.99-260.00	199.10	260.00
Cows	100.00-208.99	154.29	270.00
Veal calves over 600 lb	229.99-327.49	282.79	327.49
Veal 125 lbs and under	350.59-648.09	496.30	791.50

ONTARIO STOCKER & FEEDER TRADE

Stocker sale at Brussels Livestock: Jan 3, 2025 – 292 Stockers

Steers	Price Range	Average	Top	Heifers	Price Range	Average	Top
900-999	360.00-375.50	366.78	380.00	900+	285.00-333.00	310.23	350.00
800-899	337.50-352.50	343.00	365.00	800-899	290.00-337.00	322.44	347.50
				700-799	320.00-357.50	350.56	357.50
600-699	350.00-470.00	436.39	502.00	600-699	365.00-425.00	390.57	425.00
				500-599	405.00-430.00	409.95	430.00
400-499	465.00-540.00	505.25	540.00				

Stocker sale at Community Livestock Exchange: Jan 7, 2025: 180 Stockers

Steers	Price Range	Average	Top	Heifers	Price Range	Average	Top
700-799	285.00-347.50	326.39	347.50	700-799	270.00-318.99	296.70	318.99
600-699	279.99-420.00	381.30	420.00	600-699	169.99-350.00	288.60	350.00
500-599	239.99-520.00	390.89	520.00	500-599	204.99-454.99	330.20	454.99
400-499	200.00-445.00	361.60	490.00	400-499	314.99-450.00	392.30	450.00

Stocker sale at Renfrew Pontiac Livestock: Jan 7, 2025: 383 Stockers

Steers	Price Range	Average	Top	Heifers	Price Range	Average	Top
800-899	242.49-392.49	368.59	392.49				
700-799	312.50-409.99	396.70	409.99	700-799	235.00-360.00	337.00	360.00
600-699	325.00-465.00	409.49	465.00	600-699	279.99-392.49	353.20	392.49
500-599	300.00-529.99	430.70	529.99	500-599	260.00-420.00	376.29	420.00
400-499	395.00-520.99	481.79	520.99	400-499	229.99-425.00	359.39	425.00
<399	345.00-500.00	454.10	500.00	300-399	200.00-400.00	326.60	400.00

Stocker sale at Ontario Livestock Exchange: Jan 8, 2025 - 312 Stockers

Steers	Price Range	Average	Top	Heifers	Price Range	Average	Top
1000+	358.00-377.00	366.00	377.00				
900-999	383.00-390.00	385.60	390.00				
700-799	407.00-407.00	407.00	407.00				

Stocker sale at Ontario Livestock Exchange: Jan 9, 2025 - 427 Stockers

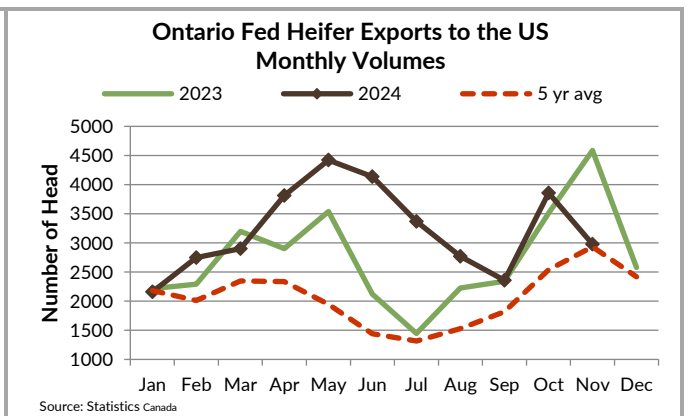
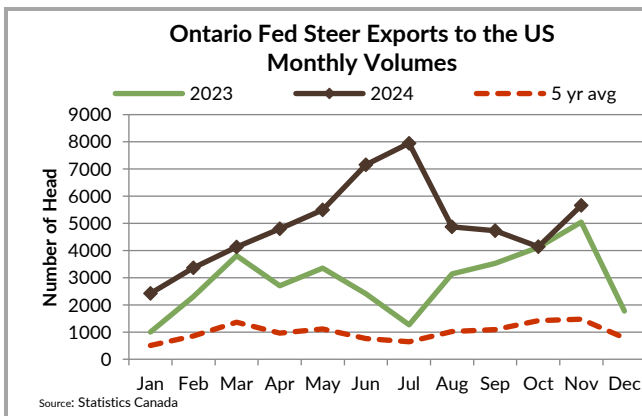
Steers	Price Range	Average	Top	Heifers	Price Range	Average	Top
1000+	320.00-357.50	342.50	357.50				
900-999	210.00-355.00	307.38	355.00	900+	195.00-290.00	238.86	290.00
800-899	340.00-375.00	365.00	375.00				
700-799	390.00-460.00	424.88	460.00	700-799	351.00-392.50	374.19	392.50
600-699	390.00-475.00	442.36	475.00	600-699	355.00-435.00	392.69	435.00
500-599	415.00-537.50	483.72	537.50	500-599	290.00-400.00	343.71	415.00
400-499	370.00-490.00	439.33	555.00	400-499	365.00-440.00	399.19	450.00
<399	400.00-555.00	519.58	555.00	300-399	325.00-440.00	398.33	490.00

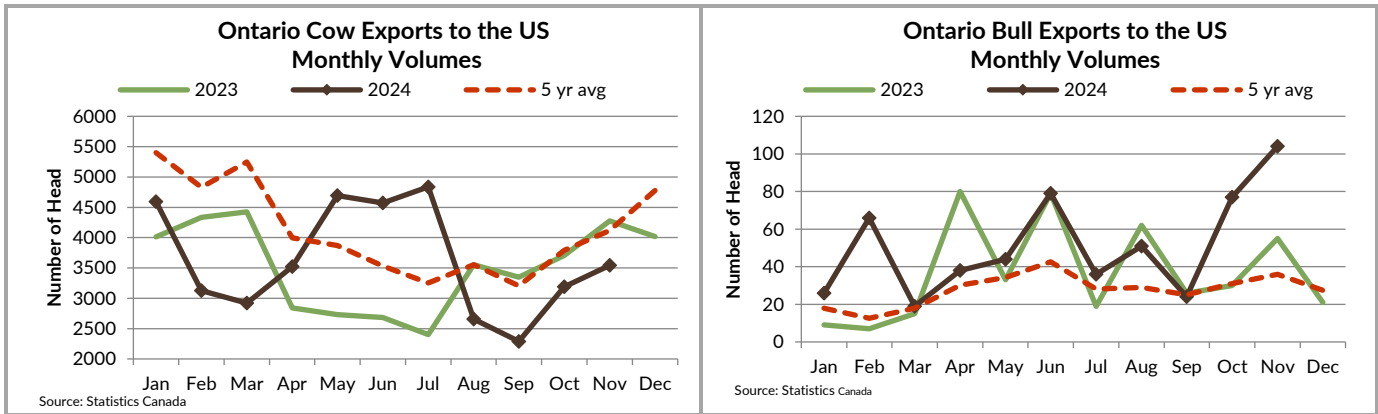
Stocker sale at Ontario Stockyards Inc: Jan 9, 2024 - 399 Stockers

Steers	Price Range	Average	Top	Heifers	Price Range	Average	Top
				900+	225.00-277.50	255.00	285.00
800-899	392.00-412.00	408.40	412.00				
700-799	365.00-435.50	408.68	435.50	700-799	290.00-390.00	341.97	390.00
600-699	360.00-477.50	431.06	477.50	600-699	340.00-400.00	375.93	401.00
500-599	395.00-520.00	450.86	550.00	500-599	330.00-446.00	375.84	446.00
400-499	440.00-560.00	509.29	560.00	400-499	315.00-458.00	398.03	467.50
				300-399	265.00-400.00	328.18	400.00

WEEKLY LIVE CATTLE EXPORTS - ONTARIO (USDA)

	Week ending Dec 28, 2024	Week ending Dec 21, 2024	Year to Date
Total live slaughter cattle exported through Ontario ports to the U.S.	2,502	4,116	177,833
Steers & Heifers & Cows	2,471	4,002	172,300
Bulls	31	114	5,533





MONTHLY LIVE CATTLE EXPORTS TO THE U.S. FROM ONTARIO (Canfax/Stats Canada)

	Nov 2024	YTD 2024	Jan 1-Nov 2023	% change from 2023
Steers	5,662	54,715	32,671	67%
Heifers	2,981	35,514	30,382	17%
Cows	3,542	39,934	38,316	4%
Bulls	104	564	415	36%
Feeders	1256	2834	912	211%
Total	13,545	133,561	102,696	30%

LIVE CATTLE - CANADA (AAFC/USDA)

IMPORTS	Import % change from 2024 YTD	EXPORTS	Export % change from 2024 YTD
Jan 1- Oct 31/2024		Jan 1- Dec 7/24	
Pure bred	3,458 -57%	Processing steers, heifers & cows	549,466 16%
Non-pure bred	266,876 9%	Feeder cattle & calves	145,623 -14%
		Bulls	29,659 -19%

FEDERALLY INSPECTED PROCESSING - Canfax/CBGA

	Week Ending Jan 4, 2025	# of hd change from week ago	YTD	% Change (Week Ago)	% Change (Year Ago)
ONTARIO	7,771	3,468	7,771	81%	-15.9%
CANADA	48,419	7,806	48,419	19%	-17.8%
Western Processing	39,527	4,164	39,527	12%	-18.4%
Eastern Processing	8,892	3,642	8,892	69%	-15.1%

AVERAGE CARCASS WEIGHTS - Canfax/CBGA

	CANADA		ONTARIO	
Week ending	Steers	Heifers	Steers	Heifers
04-Jan-25	959	872	998	875
28-Dec-24	964	876	972	858
06-Jan-24	984	878	974	851

DOMESTIC BEEF PRODUCTION – CANADA (million pounds) (Canfax/CBGA)

	January 4, 2025	Wk ago chg	YTD	YTD chg
Fed	36.8	17.3%	36.8	-19.5%
Non-Fed	6.8	21.0%	8.5	8.2%
Total	43.6	17.8%	45.3	-15.5%

USDA ESTIMATED CATTLE PROCESSING VOLUME

	Week Ending Jan 11, 2025	Previous Week	Year Ago
Grand Total	589,000	506,000	545,000

QUEBEC ELECTRONIC AUCTION MARKET (F.O.B. THE FEEDLOT)

For the week ending January 9, 2025	Price	Change from Last Week
	447.00	N/T

ALBERTA DIRECT TRADE

Alberta's direct trade: for the week ending January 9, 2025

Steers	Live- FOB	265.00-275.00	Rail- FOB	432.75-436.50
Heifers	Live- FOB	268.00-268.00	Rail- FOB	433.50-436.50

U.S. TRADE (U.S. funds)

The U.S. cash cattle trade: for the week ending January 9, 2025

Choice and Select Steers and Heifers:	Live	196.00-205.00
	Rail	315.00-326.00

U.S. BOXED BEEF CUT-OUT VALUES (U.S. funds)

	Choice 600-900	Select 600-900
Current Five-Day Average	327.50	304.14

CANADIAN BEEF EXPORTS Jan 1 –Oct 31/2024 (AAFC)

	Tonnes	% chg	vol chg		Tonnes	% chg	vol chg
United States	308,042	1%	3,826	Mexico	24,552	-7%	-1,880
Japan	37,145	-3%	-1,068	South Korea	12,313	7%	814
Vietnam	10,818	5%	537	Total	409,431	1%	2,984

BEEF IMPORTS – CANADA (AAFC)

	Jan 1 –Dec 14, 2024	Last Year Same Time	% Change
United States	97,497	101,544	-4%
Australia	29,082	19,621	48%
New Zealand	25,264	17,338	46%
Uruguay	9,876	11,205	-12%
Mexico	11,529	10,406	11%
Non-CUSMA	76,192	53,352	43%
EU-27 (beef/veal total)	13,565	12,159	12%
Total	263,005	225,625	17%

CHICAGO MERCANTILE EXCHANGE

Closing quotes on futures **today** were as follows:

Live Cattle			Feeder Cattle			Corn		
Feb	198.78	+1.18	Jan	272.35	+3.13	Mar	4.704	+14.4
Apr	199.48	+1.20	Mar	269.40	+1.10	May	4.794	+15.0
Jun	194.10	+1.38	Apr	270.18	+1.10	Jul	4.820	+14.0
Aug	191.43	+1.30	May	269.78	+0.90	Sep	4.486	+4.2
Oct	192.45	+0.80	Aug	273.10	+1.18	Dec	4.502	+3.2
Dec	193.15	+0.65	Sep	271.85	+1.03	Mar	4.610	+3.0
Soybeans			Soft Red Winter Wheat			Canadian \$		
	<i>US \$/bu</i>			<i>US \$/bu</i>				
Jan	10.134	+21.2	Mar	5.306	-3.2	Spot	69.31	-0.17
Mar	10.252	+26.2	May	5.434	-2.4	Mar	69.44	-0.22
May	10.380	+27.2	Jul	5.544	-0.4	Jun	69.72	-0.20
Jul	10.496	+26.4	Sep	5.684	+0.2	Sep	69.98	-0.19
Aug	10.460	+24.4	Dec	5.890	+1.6	Dec	70.23	-0.20
Sep	10.284	+19.0	Mar	6.072	+3.4	Mar	70.48	-0.20

Beef Farmers of Ontario | Phone: 519.824.0334 | Fax: 519.824.9101 | Email: markets@ontariobeef.com

ONTARIO STOCKER & FEEDER SPECIAL FALL SALES

Jan 24	11:00 am	Community Livestock Exchange	Quinte Cattlemen's Sale
Jan 29	10:00 am	Kawartha Lakes Sales Barn	Peterborough Cattlemen/ Victoria Beef Producers-
Mar 14	11:00 am	Community Livestock Exchange	Quinte Cattlemen's Sale
May 1	10:00 am	Grey Bruce Livestock Co-op -Wiarton	Stocker Sale - 90% vaccinated
May 2	11:00 am	Community Livestock Exchange	Quinte Cattlemen's Sale
May 3	10:00 am	Algoma Co-op Livestock- Thessalon	Stockers- Farm fresh, 50% vaccinated,
May 7	10:00 am	Kawartha Lakes Sales Barn	Peterborough Cattlemen/ Victoria Beef Producers

Comments for the week ending January 9, 2025

Fed steers and heifers sold through auction markets this week at 498 head, were up 368 head from the previous week and 94 head larger than the same time last year. Fed steers averaged \$261.08/cwt, up \$4.95/cwt from last week and \$39.05/cwt above year ago prices. Fed heifers averaged \$264.55/cwt, up \$5.39/cwt from last week and \$44.88/cwt higher than last year. Auction markets reported last week that fed steers and heifers sold \$5.00-\$7.00 higher. This week on January 7th, fed steers and heifers sold actively at prices \$5.00-\$8.00 higher.

In Ontario, light trade has been reported at \$445/cwt delivered, sales are positioned at the top end of last week's trading range. Cattle are being booked for the week of January 20th. For the week ending January 4th, Eastern Canadian processing was 15% below year ago and 25% below the five-year average. For the week ending December 28th, Eastern fed cattle and cow exports to the US were 2,505 head, 74% above last year and 20% above the five-year average. Exports in 2024 were up 26% from 2023.

Cull cow receipts sold through auction markets this week were 3,097 head, up 1,739 head from last week and up 602 head from last year. Cows averaged \$148.93/cwt, up \$1.96/cwt from last week and up \$35.29/cwt from last year. Beef cow prices averaged \$157.20/cwt, up \$8.94/cwt from the previous week's trade and \$37.51/cwt above year ago prices. Auction markets reported this week cows sold actively at stronger prices, \$2.00-3.00 cents higher.

Smaller receipts of 2,175 stocker and feeder cattle sold through Ontario auction markets this week up 1,920 head from the previous week but 74 head less than the same week last year. Auction markets reported last

week that the light offering of stockers sold very actively at strong prices. This week, stockers continue to sell stronger. All classes of stockers traded actively on a steady to slightly stronger market. Actual average prices collected this week saw steers from 400-500 lbs trading \$33.71/cwt higher than last week on average, 500-600 lbs up \$7.86/cwt, 600-700 lbs up \$24.48/cwt, 700-800 lbs up \$59.95/cwt, 800-900 lbs averaged \$77.12/cwt stronger than the previous week's weighted average prices. Heifers from 300-400 lbs were down \$30.13/cwt from last week on average, 500-600 lbs up \$89.90/cwt, 600-700 lbs up \$21.48/cwt, 700-800 lbs up \$49.87/cwt and heifers 900 lbs and over averaged \$36.39/cwt stronger than the previous week's weighted average prices. For the week ending December 28th, Eastern feeder exports to the US were 716 head, 6% higher than last year and 56% above the five-year average. Feeder exports in 2024 were up 10% from 2023.

The Quebec electronic market this week sold at \$447.00 dressed on a picked-up basis.

Alberta fed trade last week saw light trade develop with dressed sales ranging from \$430-432/cwt delivered, \$10-12/cwt higher compared to two weeks ago. Weighted average steer and heifer prices closed in the mid to upper \$250's/cwt, \$0.50/cwt higher compared to two weeks ago. The Alberta fed cash-to-futures was reported at -\$20.66/cwt. For the beginning of January, this was the fourth weakest basis on record. In 2024, Western Canadian fed processing totaled 2.1 million head, 16,300 head below 2023. Over the past 15 years, this ranked as the fourth smallest cow volume behind 2012, 2015 and 2020. This week, light trade developed with dressed sales and bids reported from \$432-438/cwt delivered, \$2-6/cwt higher than the previous week. Sales to the US have been reported on either side of \$270/cwt FOB the feedlot and are at a premium over local deals.

The U.S. cash cattle trade last week saw light trade reported in Texas and Kansas with live sales ranging from \$195-196/cwt, \$4/cwt higher than the previous week. Dressed sales in Nebraska ranged from \$310-315/cwt, \$5/cwt stronger. Sales in the South have been reported from \$196-197/cwt while trade in Nebraska has reached \$200/cwt. This week, light trade was reported in Iowa on Monday January 6th with live sales marked at \$200/cwt, steady with previous week. Asking prices are poorly defined but are expected to start out around \$200/cwt in the South and \$203/cwt in the North. Light trade was reported on the Fed Cattle Exchange. These cattle were located in Texas and sold bid the grid at \$198/cwt. Looking beyond the FCE light trade has been reported in Nebraska with dressed sales marked at \$320/cwt, \$5/cwt higher than the previous week.

In the U.S., even with holiday business wrapped up, and the stronger US dollar, beef cutout values continue to be impressive. In addition to stronger cash trade, one headline from the Weather Network that could be supporting the futures market "Dangerously cold weather from the Arctic is forecast to hit the U.S. next week, with potentially record-breaking low temperatures expected in some areas". Fed prices established new all-time record highs last week. Seeing triple digit gains today, April, June, and August 2025 live cattle contracts are trading at contract highs. Cash prices are currently at a premium to all 2025 live cattle contracts. Front end feeder cattle contracts are trading 200+ points higher, the highest point since March. Live and feeder cattle futures contracts are rebounding with triple digit gains on January 9th. The union representing 45,000 dock workers on the US East and Gulf coast have reached a tentative six-year agreement.