



WEEKLY MARKET INFORMATION REPORT – FOR THE WEEK ENDING THURSDAY DECEMBER 12, 2024

The following information is collected from various sources and disseminated by Beef Farmers of Ontario.

ONTARIO DIRECT TO PACKER RAILGRADE CATTLE TRADE

Prices are on a carcass weight basis before grade and weight discounts:

A Grade Steers	420.00-425.00
A Grade Heifers	420.00-425.00

ONTARIO LIVE CATTLE TRADE

Ontario auction sales this week saw weighted average price ranges for:

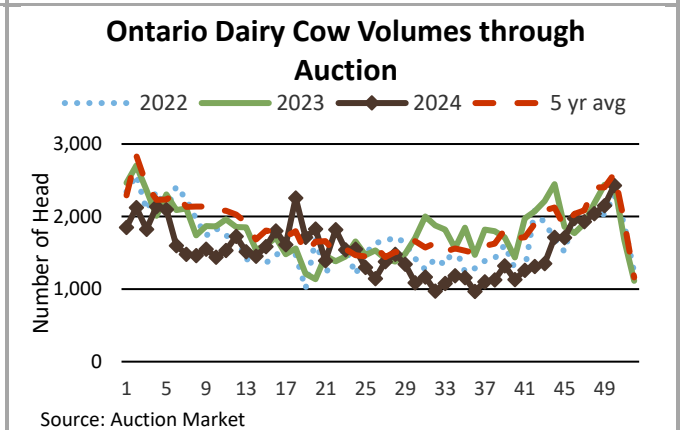
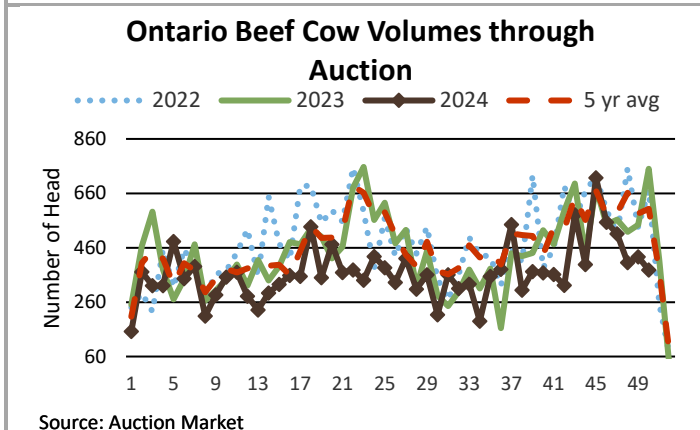
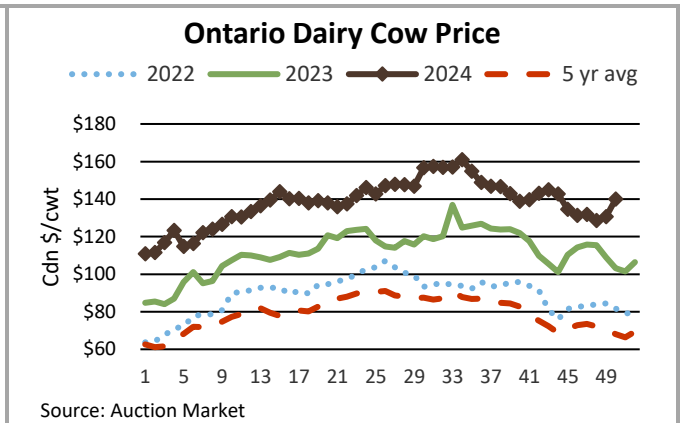
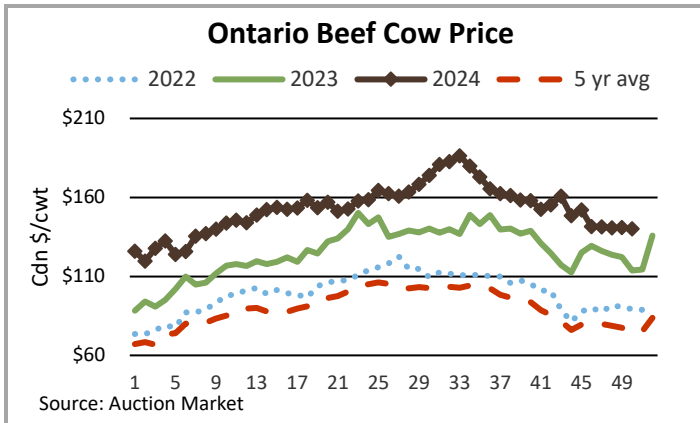
FED CATTLE	Volume	Price Range	Average	Top	Last Week Avg
Large Frame Steers +1250	74	241.32-265.19	253.08	267.50	254.73
Medium Frame Steers +1250	110	181.42-257.28	237.40	270.50	245.34
Large & Medium Frame Steers +1250	181	218.31-265.34	249.16	270.50	252.25
Large Frame Heifers +1000	123	245.39-265.84	258.81	307.50	249.45
Medium Frame Heifers +1000	138	238.63-261.69	250.35	297.00	246.41
Large & Medium Frame Heifers +1000	261	239.12-263.85	253.85	307.50	248.20
Fed steers, Dairy & Dairy Cross +1250	101	215.50-240.30	230.87	260.00	218.75
Fed heifers, Dairy & Dairy Cross +1000	123	181.41-228.00	210.83	263.00	187.53
Cows - All Weights	2810	111.48-161.93	134.75	235.00	140.86
Bulls - All Weights	94	151.34-191.60	173.78	309.99	174.34

STOCKERS - Large and Medium Frame

STEERS	Volume	Price Range	Average	Top	Last Week Avg
1000+	645	319.95-361.43	342.50	377.00	336.50
900-999	335	347.95-373.43	360.88	383.00	354.67
800-899	274	325.06-371.84	354.68	412.50	360.25
700-799	463	368.36-419.30	395.73	441.00	379.62
600-699	627	391.57-454.83	427.67	481.00	414.26
500-599	588	398.96-505.81	457.81	548.00	458.44
400-499	293	448.01-552.56	503.93	627.50	498.27
<399	176	452.53-604.46	548.50	2000.00	522.23

STOCKERS - Large and Medium Frame

HEIFERS	Volume	Price Range	Average	Top	Last Week Avg
+900	170	269.55-320.42	298.25	335.00	286.28
800-899	182	309.15-332.92	319.78	355.00	314.60
700-799	181	270.12-353.12	320.02	390.00	313.18
600-699	422	326.92-409.14	372.56	435.00	339.70
500-599	479	327.98-427.98	386.05	467.00	400.01
400-499	315	351.21-448.55	404.81	482.50	395.05
300-399	107	330.07-454.93	406.23	525.00	407.87
<299	18	394.44-498.33	449.05	880.00	448.80



At Kawartha Lakes Community Sale Barn: **Dec 7, 2024-167 cows, 5 bulls, 43 veal, 10 fed cattle, 87 stockers**

	Price Range	Avg.	Top
Cows	122.00-166.00	135.12	207.50
Veal Calves Over 600 lbs	212.50-290.00	244.50	290.00
Veal Calves 125 lbs & under	650.00-950.00	737.74	1100.00

At Denfield Livestock Exchange Inc.: **Dec 10, 2024 - 259 Fed Cattle, 27 Stockers, 116 Cows, 1 Bulls, 6 Veal Calves**

	Price Range	Average	Top
Large & Medium Frame Fed Steers +1250 lbs	254.00-265.00	260.57	270.50
Large & Medium Frame Fed Heifers +1000 lbs	254.50-268.00	261.07	297.00
Fed Steers, Dairy & Dairy Cross +1250 lbs	220.00-260.00	253.09	260.00
Fed Heifers, Dairy & Dairy Cross +1000 lbs	238.00-263.00	255.19	263.00
Cows	129.00-167.00	146.81	176.00

At Aylmer Stockyards Inc.: **Dec 11, 2024 - 14 Veal, 315 Cows, 33 Fed cattle, 59 Stockers, 2 Bulls**

	Price Range	Average	Top
Fed Heifers, dairy & dairy cross 1000+ lbs	146.99-229.00	214.29	229.00
Cows	100.00-194.99	140.90	216.00
Veal calves over 600 lb	200.99-306.99	274.29	306.99

ONTARIO STOCKER & FEEDER TRADE

Stocker sale at Brussels Livestock: **Dec 6, 2024 - 877 Stockers**

Steers	Price Range	Average	Top	Heifers	Price Range	Average	Top
1000+	285.00-344.25	324.48	347.75				
900-999	335.50-379.00	352.23	379.00	900+	294.00-330.00	317.22	330.00
800-899	354.00-383.50	375.66	393.00	800-899	310.00-333.00	317.55	333.00
700-799	403.00-426.00	416.17	434.00	700-799	274.00-350.00	324.50	350.00
600-699	428.00-465.00	448.06	465.00	600-699	365.00-396.00	382.56	396.00
500-599	451.00-522.50	487.37	548.00	500-599	360.00-422.00	407.87	422.00
400-499	520.00-579.00	540.47	627.50	400-499	342.50-395.00	375.44	450.00
<399	490.00-572.00	539.35	650.00				

Stocker sale at Temiskaming Livestock Sales: Dec 9, 2024 – 108 Stockers

Steers	Price Range	Average	Top	Heifers	Price Range	Average	Top
600-699	372.50-445.00	426.88	445.00				
500-599	340.00-475.00	445.83	475.00				
400-499	455.00-540.00	507.22	540.00				
				300-399	300.00-345.00	328.33	345.00

Stocker sale at Community Livestock Exchange: Dec 10, 2024: 162 Stockers

Steers	Price Range	Average	Top	Heifers	Price Range	Average	Top
800-899	267.49-322.50	303.10	322.50				
700-799	320.00-335.00	324.90	335.00				
600-699	279.99-444.00	391.90	444.00	600-699	214.99-339.99	293.10	339.99
500-599	300.00-500.00	437.50	500.00	500-599	304.99-375.00	332.39	375.00
400-499	339.99-529.99	464.29	529.99	400-499	314.99-429.99	393.50	429.99

Stocker sale at Keady Livestock Market: Dec 10, 2024- 733 Stockers

Steers	Price Range	Average	Top	Heifers	Price Range	Average	Top
1000+	324.00-324.00	324.00	339.00				
900-999	361.00-367.00	364.24	367.00	900+	230.00-325.00	294.72	325.00
800-899	340.00-379.00	368.84	379.00	800-899	342.00-355.00	347.58	355.00
700-799	369.00-410.00	385.48	415.00	700-799	322.50-350.00	342.67	350.00
600-699	391.00-433.00	411.65	433.00	600-699	295.00-402.00	344.94	422.50
500-599	445.00-510.00	477.05	545.00	500-599	392.50-437.50	414.64	437.50
400-499	515.00-600.00	549.79	600.00	400-499	430.00-482.00	453.85	482.00
<399	550.00-570.00	567.14	610.00				

Stocker sale at Renfrew Pontiac Livestock: Dec 10, 2024: 356 Stockers

Steers	Price Range	Average	Top	Heifers	Price Range	Average	Top
700-799	304.99-407.50	368.80	407.50	700-799	250.00-352.49	300.89	352.49
600-699	300.00-454.99	399.80	454.99	600-699	250.00-389.99	356.59	389.99
500-599	275.00-509.99	424.09	509.99	500-599	229.99-440.00	364.19	440.00
400-499	304.99-559.99	461.00	559.99	400-499	270.00-482.50	391.90	482.50
<399	314.99-534.99	450.60	534.99				

Stocker sale at Ontario Livestock Exchange: Dec 11, 2024 – 574 Stockers

Steers	Price Range	Average	Top	Heifers	Price Range	Average	Top
1000+	337.00-377.00	355.62	377.00				
900-999	364.00-383.00	376.59	383.00				
800-899	373.00-388.50	382.96	388.50				

Stocker sale at Vankleek Hill Livestock Exchange: Dec 11, 2024 – 83 Stockers

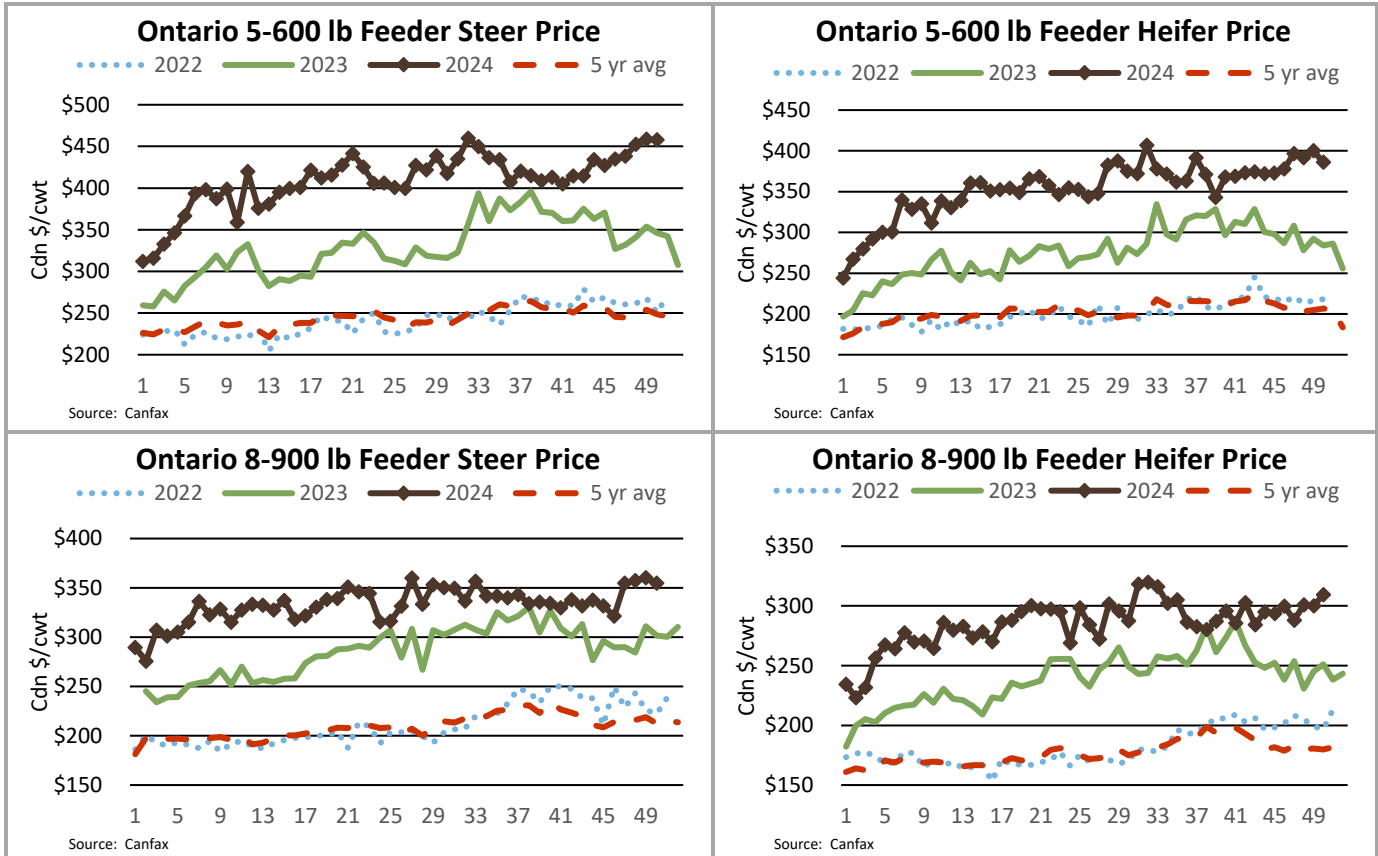
Steers	Price Range	Average	Top	Heifers	Price Range	Average	Top
600-699	340.00-428.00	388.44	428.00				
500-599	305.00-438.00	388.59	438.00				
<399	125.00-527.50	427.18	527.50				

Stocker sale at Ontario Livestock Exchange: Dec 12, 2024 – 593 Stockers

Steers	Price Range	Average	Top	Heifers	Price Range	Average	Top
1000+	255.00-325.00	306.67	332.50				
900-999	300.00-345.00	325.00	345.00	900+	250.00-314.00	276.17	314.00
800-899	275.00-362.50	319.36	377.50	800-899	220.00-265.00	235.83	320.00
700-799	285.00-425.00	353.57	425.00	700-799	255.00-350.00	324.86	350.00
600-699	350.00-440.00	388.21	440.00	600-699	265.00-415.00	339.49	415.00
500-599	365.00-490.00	431.63	495.00	500-599	260.00-410.00	339.90	460.00
400-499	390.00-470.00	424.67	490.00	400-499	305.00-395.00	360.11	440.00
<399	337.50-540.00	459.24	560.00	300-399	355.00-490.00	430.00	490.00

Stocker sale at Ontario Stockyards Inc: **Dec 12, 2024 - 1,590 Stockers**

Steers	Price Range	Average	Top	Heifers	Price Range	Average	Top
1000+	330.00-338.00	334.44	338.00				
900-999	307.00-369.00	337.53	369.00				
800-899	320.00-397.50	371.83	412.50	800-899	310.00-355.00	331.20	355.00
700-799	406.00-441.00	427.34	441.00	700-799	295.00-390.00	338.35	390.00
600-699	425.00-462.50	442.57	481.00	600-699	362.00-435.00	399.66	435.00
500-599	457.50-528.00	487.80	545.00	500-599	357.50-446.00	409.42	467.00
400-499	520.00-592.50	559.64	592.50	400-499	375.00-480.00	428.12	480.00
<399	520.00-630.00	577.23	630.00	300-399	330.00-480.00	419.19	480.00



WEEKLY LIVE CATTLE EXPORTS - ONTARIO (USDA)

	Week ending Nov 30, 2024	Week ending Nov 23, 2024	Year to Date
Total live slaughter cattle exported through Ontario ports to the U.S.	3,546	4,289	162,721
Steers & Heifers & Cows	3,441	4,173	157,597
Bulls	105	116	5,124

LIVE CATTLE - CANADA (AAFC/USDA)

IMPORTS	Import % change from 2023 YTD	EXPORTS	Export % change from 2023 YTD
Jan 1- Oct 31/2024		Jan 1- Nov 23/24	
Pure bred	3,458 -57%	Processing steers, heifers & cows	524,664 17%
Non-pure bred	266,876 9%	Feeder cattle & calves	141,619 -13%
		Bulls	28,439 -19%

FEDERALLY INSPECTED PROCESSING - Canfax/CBGA

	Week Ending Dec 7, 2024	# of hd change from week ago	YTD	% Change (Week Ago)	% Change (Year Ago)
ONTARIO	10,751	-640	460,633	-6%	-12.9%
CANADA	60,200	-432	2,826,975	-1%	-5.0%
Western Processing	47,736	225	2,287,658	0%	-3.4%
Eastern Processing	12,464	-657	539,317	-5%	-11.3%

AVERAGE CARCASS WEIGHTS - Canfax/CBGA

Week ending	CANADA		ONTARIO	
	Steers	Heifers	Steers	Heifers
07-Dec-24	968	877	992	866
30-Nov-24	971	882	977	847
09-Dec-23	974	863	965	849

DOMESTIC BEEF PRODUCTION - CANADA (million pounds) (Canfax/CBGA)

	December 7, 2024	Wk ago chg	YTD	YTD chg
Fed	47.1	-2.5%	2,219.2	0.1%
Non-Fed	7.4	5.8%	307.8	-15.6%
Total	54.5	-1.4%	2,527.0	-2.1%

USDA ESTIMATED CATTLE PROCESSING VOLUME

	Week Ending Dec 14, 2024	Previous Week	Year Ago
Grand Total	609,000	614,000	647,000

QUEBEC ELECTRONIC AUCTION MARKET (F.O.B. THE FEEDLOT)

	Price	Change from Last Week
For the week ending December 12, 2024	416.00-418.00	N/A

ALBERTA DIRECT TRADE

Alberta's direct trade: for the week ending December 12, 2024

Steers	Live- FOB	253.00-261.00	Rail- FOB	415.00-416.00
Heifers	Live- FOB	262.00-262.00	Rail- FOB	413.50-416.00

U.S. TRADE (U.S. funds)

The U.S. cash cattle trade: for the week ending December 12, 2024

Choice and Select Steers and Heifers:	Live	187.00-198.00
	Rail	302.00-312.00

U.S. BOXED BEEF CUT-OUT VALUES (U.S. funds)

	Choice 600-900	Select 600-900
Current Five-Day Average	312.58	278.86

CANADIAN BEEF EXPORTS Jan 1 - Oct31/2024 (AAFC)

	Tonnes	% chg	vol chg	Tonnes	% chg	vol chg	
United States	308,042	1%	3,826	Mexico	24,552	-7%	-1,880
Japan	37,145	-3%	-1,068	South Korea	12,313	7%	814
Vietnam	10,818	5%	537	Total	409,431	1%	2,984

BEEF IMPORTS – CANADA (AAFC)

	Jan 1 – Nov 30, 2024	Last Year Same Time	% Change
United States	91,644	97,513	-6%
Australia	26,555	17,708	50%
New Zealand	23,558	16,818	40%
Uruguay	9,286	9,094	2%
Mexico	10,807	10,697	1%
Non-CUSMA	69,776	49,210	42%
EU-27 (beef/veal total)	12,568	11,483	9%
Total	244,194	212,523	15%

CHICAGO MERCANTILE EXCHANGE

Closing quotes on futures **today** were as follows:

Live Cattle			Feeder Cattle			Corn		
Dec	193.65	+1.53	Jan	257.65	-0.70	Dec	4.300	-1.6
Feb	192.03	+1.18	Mar	257.68	-0.90	Mar	4.420	-1.4
Apr	193.00	+0.83	Apr	258.53	-0.70	May	4.492	-1.6
Jun	187.33	+0.23	May	258.55	-0.55	Jul	4.530	-2.0
Aug	185.13	-0.18	Aug	263.08	-0.50	Sep	4.346	-2.2
Oct	186.63	-0.25	Sep	262.25	-0.58	Dec	4.390	-2.6

Soybeans

	US \$/bu	
Jan	9.882	-7.4
Mar	9.950	-8.2
May	10.054	-8.0
Jul	10.160	-7.6
Aug	10.136	-7.6
Sep	10.022	-8.2

Soft Red Winter Wheat

	US \$/bu	
Dec	5.264	-12.2
Mar	5.522	-6.2
May	5.622	-6.0
Jul	5.686	-6.2
Sep	5.806	-6.6
Dec	5.964	-6.6

Canadian \$

Spot	70.26	-0.12
Dec	70.28	-0.12
Mar	71.51	-0.13
Jun	70.79	-0.10
Sep	71.01	-0.13
Dec	71.25	-0.11

Beef Farmers of Ontario | Phone: 519.824.0334 | Fax: 519.824.9101 | Email: markets@ontariobeef.com

ONTARIO STOCKER & FEEDER SPECIAL FALL SALES

Dec 14	Ontario Stockyards Inc	Bred cow sale
Jan 24 11:00 am	Community Livestock Exchange	Quinte Cattlemen's Sale
Jan 29 10:00 am	Kawartha Lakes Sales Barn	Peterborough Cattlemen/ Victoria Beef Producers-
Mar 14 11:00 am	Community Livestock Exchange	Quinte Cattlemen's Sale
May 1 10:00 am	Grey Bruce Livestock Co-op -Warton	Stocker Sale – 90% vaccinated
May 2 11:00 am	Community Livestock Exchange	Quinte Cattlemen's Sale
May 3 10:00 am	Algoma Co-op Livestock- Thessalon	Stockers- Farm fresh, 50% vaccinated,
May 7 10:00 am	Kawartha Lakes Sales Barn	Peterborough Cattlemen/ Victoria Beef Producers

Comments for the week ending December 12, 2024

Fed steers and heifers sold through auction markets this week at 445 head, were up 124 head from the previous week and 119 head larger than the same time last year. Fed steers averaged \$249.16/cwt, down \$3.09/cwt from the previous week's trade but \$31.82/cwt above year ago prices. Fed heifers averaged \$253.85/cwt, up \$5.65/cwt from last week and \$32.56/cwt higher than last year. Auction markets reported on Tuesday December 10th, fed steers and heifers sold on a steady market. On December 12th, fed steers and heifers sold actively at prices \$3.00-\$4.00 higher. December is historically a strong month for fed cattle. Over the past two months, the Ontario cash-to-futures basis has averaged -\$15/cwt.

In Ontario, light trade has been reported from \$420-425/cwt delivered, steady to \$5/cwt higher. Cattle were being booked for the week of December 16th delivery. For the week ending December 7th, Eastern Canadian processing was 3.8% below the year ago and 5.2% below the five-year average. YTD processing is down 11%, with steers down 9% and heifers down 6%, cows down 24% and bulls down 38%. For the

week ending November 30th, Eastern fed cattle and cow exports to the US were 3,441 head, 7% lower than last year and 30% above the five-year average. YTD exports are up 24% from last year.

Cull cow receipts sold through auction markets this week were 2,810 head, up 233 head from last week but down 387 head from last year. Cows averaged \$134.75/cwt up \$1.71/cwt from last week and up \$29.31/cwt from last year. Beef cows averaged \$140.07/cwt, down \$0.79/cwt from the previous week's trade but \$26.29/cwt above year ago prices. Auction markets reported earlier this week that cows sold actively at steady prices with good quality cows selling stronger. On December 11th, cows traded steady to \$3.00 stronger.

Receipts of 5,275 stocker and feeder cattle sold through Ontario auction markets this week up 780 head from the previous week but 18 head less than the same week last year. The feeder market remains on fire. Steer prices were up \$6/cwt on average compared to last week with heifers up \$7/cwt. Auction markets reported last week stockers sold actively at steady prices. On December 10th, all classes of stocker and feeder cattle sold \$3.00-\$5.00 higher. On December 12th, feeders sold actively at steady prices. Actual average prices collected this week saw steers from 400-500 lbs trading \$5.66/cwt higher than last week on average, 500-600 lbs down \$0.63/cwt, 600-700 lbs up \$13.41/cwt, 700-800 lbs up \$16.11/cwt, 800-900 lbs were down \$5.57/cwt, steers 900-1000 lbs up \$6.21/cwt and steers 1000 lbs plus averaged \$6.00/cwt stronger than the previous week's weighted average prices. Heifers from 300-400 lbs were down \$1.64/cwt from last week on average, 400-500 lbs up \$9.76/cwt, 500-600 lbs down \$13.96/cwt, 600-700 lbs up \$32.86/cwt, 700-800 lbs up \$6.84/cwt, 800-900 lbs up \$5.18/cwt and heifers 900 lbs and over averaged \$11.97/cwt stronger than the previous week's weighted average prices. For the week ending November 30th, Eastern Canadian feeder exports to the US were 925 head, 9% lower than last year and 51% above the five-year average. YTD feeder exports are up 9% from last year.

The Quebec electronic market this week sold at \$416.00-\$418.00/cwt dressed on a picked-up basis.

Alberta direct trade last week saw dressed sales at mostly \$415/cwt delivered. Lift times have tightened over the past couple of weeks and two Western Canadian packers were actively making inquiries looking for cattle. From their lows in October, fed prices have rallied 3%. Over the past two months, Alberta fed cash-to-futures basis has averaged -\$16/cwt, right in line with 2014 levels. For the week ending December 7th, Western Canadian fed processing was 40,161 head, the third largest processing for the year and 1% lower than year ago for the same period. This week Alberta direct cattle sales saw light trade develop with dressed sales reported at \$418/cwt delivered, \$3/cwt higher than the previous week. Based on light trade so far, tentatively Alberta fed prices are still at \$22+/cwt discount against the Nebraska market.

The U.S. cash cattle trade last week saw dressed sales in Iowa and Nebraska ranged from \$295-297/cwt, steady to a little stronger than the previous week. Live sales in all major feeding states started out at \$190/cwt, however, by the end of the week, sales were at \$191/cwt. Live sales in the Northern region were steady to \$1/cwt lower while Southern regions traded steady to \$1/cwt higher. This week, light to moderate trade developed in Nebraska with live sales ranging from \$193-195/cwt and dressed sales were at \$300/cwt. Live sales were \$2-3/cwt higher than the previous week and dressed sales were \$3-5/cwt stronger. On the Fed Cattle Exchange, light trade was noted in Kansas and Texas with live sales at \$192/cwt, \$1-2/cwt stronger than last week.

In the US, with seasonally larger cow processing receipts and larger overseas beef imports, this has weighed on the 90% trim market. Beef imports in October were 35% larger than last year. US beef exports for the month of October were 2% larger than last year. YTD beef exports are 2.5% lower than last year. For the week ending December 6th, Choice cutouts peaked at \$313/cwt but softened to \$307.84/cwt by Thursday. Select cutouts were at \$277/cwt. Lean 90% trim continues to move lower, softening nearly 4% from the previous week. The November unemployment rate for both Canada and the US was released on December 6th. In Canada, unemployment was 6.8%, up from 6.5% in October and above market expectations. US unemployment was 4.2% in November, up from 4.1% in October and was in line with expectations.