



WEEKLY MARKET INFORMATION REPORT – FOR THE WEEK ENDING THURSDAY NOVEMBER 21, 2024

The following information is collected from various sources and disseminated by Beef Farmers of Ontario.

ONTARIO DIRECT TO PACKER RAILGRADE CATTLE TRADE

Prices are on a carcass weight basis before grade and weight discounts:

A Grade Steers **411.00**
A Grade Heifers **411.00**

ONTARIO LIVE CATTLE TRADE

Ontario auction sales this week saw weighted average price ranges for:

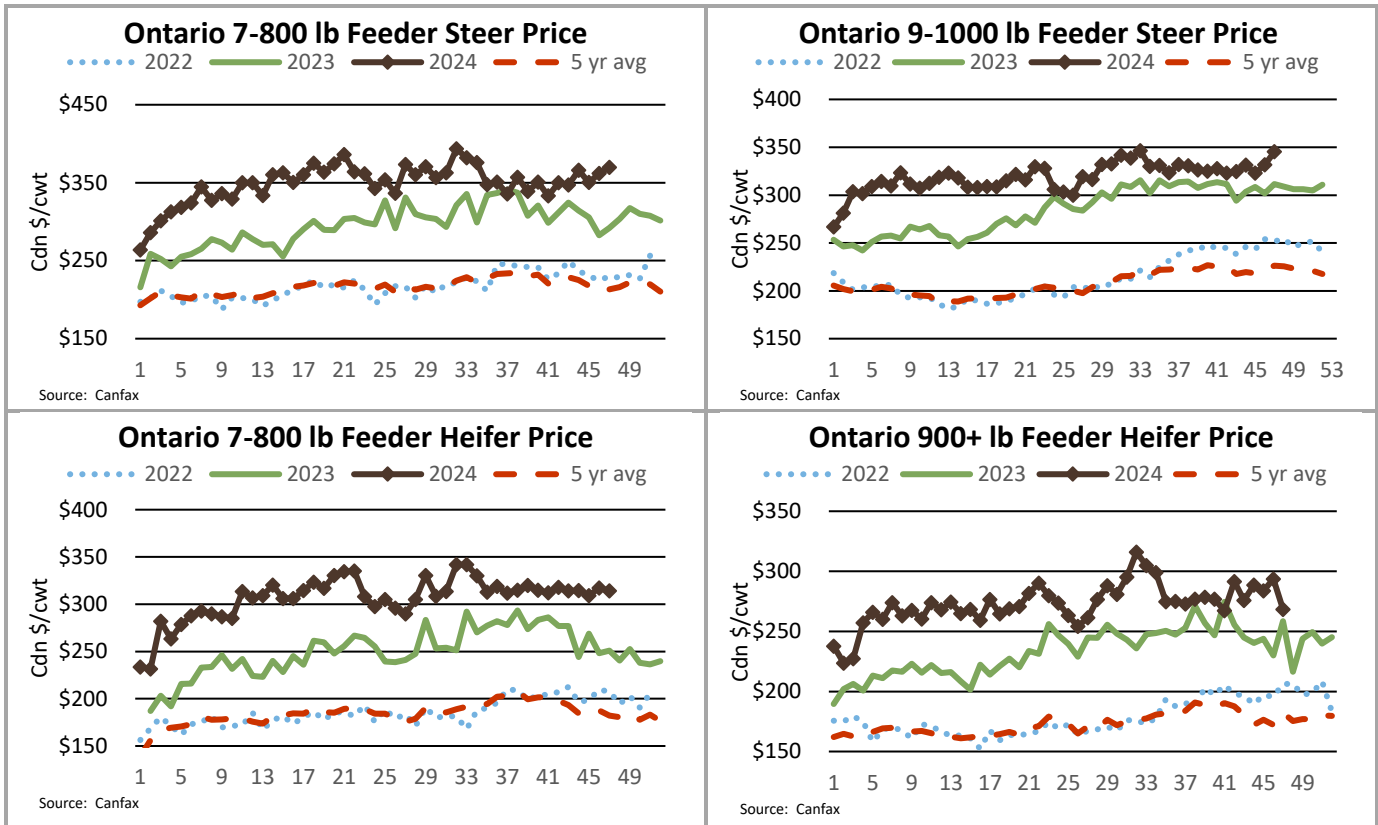
FED CATTLE	Volume	Price Range	Average	Top	Last Week Avg
Large Frame Steers +1250	81	239.70-256.58	249.04	264.00	246.30
Medium Frame Steers +1250	70	231.80-246.62	239.55	261.00	241.75
Large & Medium Frame Steers +1250	150	236.19-253.50	245.27	264.00	243.78
Large Frame Heifers +1000	96	233.94-256.32	246.00	277.50	250.75
Medium Frame Heifers +1000	164	235.54-250.95	243.44	261.25	240.45
Large & Medium Frame Heifers +1000	260	233.17-252.90	243.57	277.50	246.26
Fed steers, Dairy & Dairy Cross +1250	88	214.02-231.33	221.56	245.75	213.00
Fed heifers, Dairy & Dairy Cross +1000	142	177.44-223.55	206.34	250.25	202.86
Cows - All Weights	2440	107.17-161.84	134.92	241.00	134.44
Bulls - All Weights	134	163.25-200.48	183.36	237.50	184.08

STOCKERS - Large and Medium Frame

STEERS	Volume	Price Range	Average	Top	Last Week Avg
1000+	1283	314.92-339.89	329.14	352.50	314.45
900-999	722	336.65-357.05	345.24	363.50	331.62
800-899	546	341.20-366.64	354.78	402.50	321.28
700-799	267	319.71-398.80	369.52	347.00	361.63
600-699	566	351.10-430.05	403.06	451.00	396.73
500-599	785	382.02-481.85	438.23	545.00	434.97
400-499	398	403.21-517.09	471.86	580.00	484.68
<399	156	456.20-608.21	528.13	1080.00	501.41

STOCKERS - Large and Medium Frame

HEIFERS	Volume	Price Range	Average	Top	Last Week Avg
+900	376	243.59-288.84	268.33	319.00	293.71
800-899	274	297.45-329.07	315.01	342.00	299.92
700-799	290	287.79-334.99	314.35	385.00	317.23
600-699	328	303.10-395.22	357.58	412.33	342.14
500-599	604	347.61-430.03	396.76	455.00	377.70
400-499	350	355.89-450.57	407.54	515.00	408.83
300-399	137	337.15-470.93	414.88	550.00	423.71
<299	30	333.17-546.00	462.64	640.00	550.00



At Kawartha Lakes Community Sale Barn: Nov 16, 2024- 140 cows, 17 bulls, 38 veal, 12 fed cattle, 85 stockers

	Price Range	Avg.	Top
Cows	120.00-170.00	136.55	192.50
Bulls under 1600 lbs	122.50-203.00	163.55	203.00
Bulls over 1600 lbs	140.00-208.00	180.46	208.00
Veal Calves Over 600 lbs	212.50-285.00	249.71	285.00
Veal Calves 125 lbs & under	400.00-1300.00	838.08	1475.00

At Denfield Livestock Exchange Inc.: Nov 19, 2024 - 181 Fed Cattle, 117 Cows, 12 Veal, 2 Bulls

	Price Range	Average	Top
Large & Medium Frame Fed Steers +1250 lbs	239.00-254.50	248.36	264.00
Large & Medium Frame Fed Heifers +1000 lbs	244.50-257.50	251.01	261.50
Fed Steers, Dairy & Dairy Cross +1250 lbs	232.00-245.75	242.05	245.75
Fed Heifers, Dairy & Dairy Cross +1000 lbs	215.00-250.25	240.25	250.25
Cows	118.00-175.00	143.29	241.00
Veal 600 lbs and over	238.00-275.00	260.00	275.00

At Aylmer Stockyards Inc.: Nov 20, 2024 - 10 Veal, 309 Cows, 67 Fed cattle, 37 Stockers

	Price Range	Average	Top
Large & Medium Frame Fed Heifers +1000 lbs	233.99-239.99	237.00	239.99
Fed Heifers, dairy & dairy cross 1000+ lbs	179.00-222.50	209.79	222.50
Cows	92.00-185.00	138.99	206.99

ONTARIO STOCKER & FEEDER TRADE

Stocker sale at Brussels Livestock: Nov 15, 2024 - 1410 Stockers

Steers	Price Range	Average	Top	Heifers	Price Range	Average	Top
1000+	298.00-324.50	315.10	336.00				
900-999	325.50-350.00	333.95	350.00	900+	253.50-288.00	272.45	300.00
800-899	315.00-363.00	343.75	366.00	800-899	304.00-342.00	325.44	342.00
700-799	330.00-405.00	372.00	415.00	700-799	325.50-347.50	340.37	353.00
600-699	392.00-444.00	420.13	444.00	600-699	344.00-412.00	379.75	412.00
500-599	415.00-475.00	440.39	492.00	500-599	390.00-422.00	411.68	422.00
400-499	460.00-519.50	495.63	536.00	400-499	365.00-436.00	411.72	470.00
<399	507.00-570.00	525.41	570.00	300-399	445.00-491.00	471.14	491.00

Stocker sale at Brussels Livestock: **Nov 19, 2024: 130 Stockers**

Steers	Price Range	Average	Top	Heifers	Price Range	Average	Top
600-699	432.47-435.51	433.99	435.51	500-599	438.80-443.84	441.32	443.84

Stocker sale at Community Livestock Exchange: **Nov 19, 2024: 274 Stockers**

Steers	Price Range	Average	Top	Heifers	Price Range	Average	Top
600-699	304.99-425.00	391.40	425.00	900+	164.99-279.99	213.39	279.99
500-599	279.99-484.99	423.70	484.99	600-699	229.99-389.99	326.50	389.99
400-499	350.00-520.00	436.89	520.00	500-599	229.99-420.00	370.80	420.00
				400-499	300.00-454.99	393.80	515.00

Stocker sale at Keady Livestock Market: **Nov 19, 2024- 400 Stockers**

Steers	Price Range	Average	Top	Heifers	Price Range	Average	Top
1000+	343.00-343.00	343.00	343.00	900+	177.50-297.50	251.92	297.50
900-999	340.00-363.50	355.25	363.50	500-599	396.00-420.00	412.83	430.00
800-899	358.00-371.50	368.59	371.50	300-399	300.00-445.00	390.00	455.00
700-799	345.00-376.00	370.38	376.00				
600-699	367.50-407.50	391.25	425.00				
500-599	445.00-490.00	475.67	490.00				
400-499	420.00-515.00	443.75	515.00				
<399	567.50-567.50	567.50	567.50				

Stocker sale at Renfrew Pontiac Livestock: **Nov 19, 2024: 512 Stockers**

Steers	Price Range	Average	Top	Heifers	Price Range	Average	Top
700-799	289.99-389.99	370.90	389.99	700-799	250.00-337.50	302.89	337.50
600-699	300.00-444.00	401.70	444.00	600-699	270.00-385.00	350.30	385.00
500-599	310.00-490.00	422.10	490.00	500-599	250.00-452.50	378.90	452.50
400-499	289.99-522.49	456.09	522.49	400-499	250.00-470.00	402.40	470.00
<399	339.99-650.00	490.39	650.00	300-399	250.00-445.00	346.20	445.00

Stocker sale at Ontario Livestock Exchange: **Nov 20, 2024 - 718 Stockers**

Steers	Price Range	Average	Top	Heifers	Price Range	Average	Top
1000+	314.00-342.50	329.62	342.50	900+	310.00-319.00	312.28	319.00
900-999	333.00-357.50	343.53	357.50	700-799	310.00-330.00	325.00	330.00
800-899	150.00-180.00	165.00	180.00				

Stocker sale at Kawartha Lakes Community Sales Barn Inc.: **Nov 20, 2024 - 483 Stockers**

Steers	Price Range	Average	Top	Heifers	Price Range	Average	Top
900-999	277.50-327.50	313.60	327.50	800-899	265.00-320.00	294.82	320.00
800-899	310.00-346.00	321.31	346.00	700-799	225.00-321.00	278.59	321.00
700-799	308.00-380.00	336.50	380.00	600-699	302.50-410.00	366.23	410.00
600-699	357.50-437.50	415.10	437.50	500-599	355.00-425.00	395.73	445.00
500-599	400.00-478.00	446.47	478.00	400-499	375.00-465.00	436.13	465.00
400-499	442.50-522.50	486.82	522.50				

Stocker sale at Ontario Livestock Exchange: **Nov 21, 2024 - 511 Stockers**

Steers	Price Range	Average	Top	Heifers	Price Range	Average	Top
1000+	250.00-318.00	281.38	318.00	900+	205.00-280.00	244.47	280.00
900-999	265.00-310.00	289.29	310.00	800-899	270.00-307.50	287.75	307.50
800-899	275.00-330.00	311.76	331.00	700-799	270.00-327.50	290.90	335.00
700-799	295.00-380.00	342.63	380.00	600-699	290.00-387.50	349.80	387.50
600-699	345.00-435.00	394.61	440.00	500-599	345.00-455.00	395.10	455.00
500-599	345.00-470.00	397.82	490.00	400-499	375.00-480.00	415.98	480.00
400-499	420.00-535.00	482.90	535.00	300-399	350.00-500.00	435.00	550.00
<399	400.00-560.00	478.13	750.00				

Stocker sale at Ontario Stockyards Inc: **Nov 21, 2024 – 1,093 Stockers**

Steers	Price Range	Average	Top	Heifers	Price Range	Average	Top
800-899	288.00-402.50	347.78	402.50				
700-799	327.50-437.00	399.94	437.00	700-799	257.50-372.50	328.69	385.00
600-699	370.00-435.00	410.43	451.00	600-699	320.00-397.50	361.31	410.00
500-599	425.00-492.50	459.39	545.00	500-599	350.00-428.00	388.43	428.00
400-499	447.50-530.00	501.84	580.00	400-499	400.00-470.00	427.70	489.00
<399	492.50-660.00	574.17	700.00	300-399	350.00-485.00	430.42	485.00

ONTARIO STOCKER & FEEDER TRADE SPECIAL FALL SALES

Stocker sale at Keady Livestock Market: **Nov 15, 2024 – 1,209 Stockers**

Steers	Price Range	Average	Top	Heifers	Price Range	Average	Top
1000+	336.50-352.50	345.80	352.50				
900-999	349.25-363.00	352.86	363.00	900+	282.00-304.00	296.10	304.00
800-899	357.50-370.00	362.65	375.00	800-899	315.00-325.00	320.67	325.00
700-799	340.00-365.00	360.00	365.00	700-799	326.00-326.00	326.00	326.00

WEEKLY LIVE CATTLE EXPORTS - ONTARIO (USDA)

	Week ending Nov 9, 2024	Week ending Mar 30, 2024	Year to Date
Total live slaughter cattle exported through Ontario ports to the U.S.	3,827	3,702	150,846
Steers & Heifers & Cows	3,728	3,608	146,081
Bulls	99	94	4,765

LIVE CATTLE - CANADA (AAFC/USDA)

IMPORTS	Import % change from 2023 YTD	EXPORTS	Export % change from 2023 YTD
Jan 1- Sep 30/2024		Jan 1- Nov 2/24	
Pure bred	3,230 -58%	Processing steers, heifers & cows	484,925 19%
Non-pure bred	235,911 14%	Feeder cattle & calves	133,453 -12%
		Bulls	25,956 -22%

FEDERALLY INSPECTED PROCESSING - Canfax/CBGA

	Week Ending Nov 16, 2024	# of hd change from week ago	YTD	% Change (Week Ago)	% Change (Year Ago)
ONTARIO	11,177	-63	415,832	-1%	-14.0%
CANADA	64,582	7,874	2,640,501	14%	-5.0%
Western Processing	51,452	7,634	2,139,717	17%	-3.2%
Eastern Processing	13,130	240	500,784	2%	-11.9%

AVERAGE CARCASS WEIGHTS - Canfax/CBGA

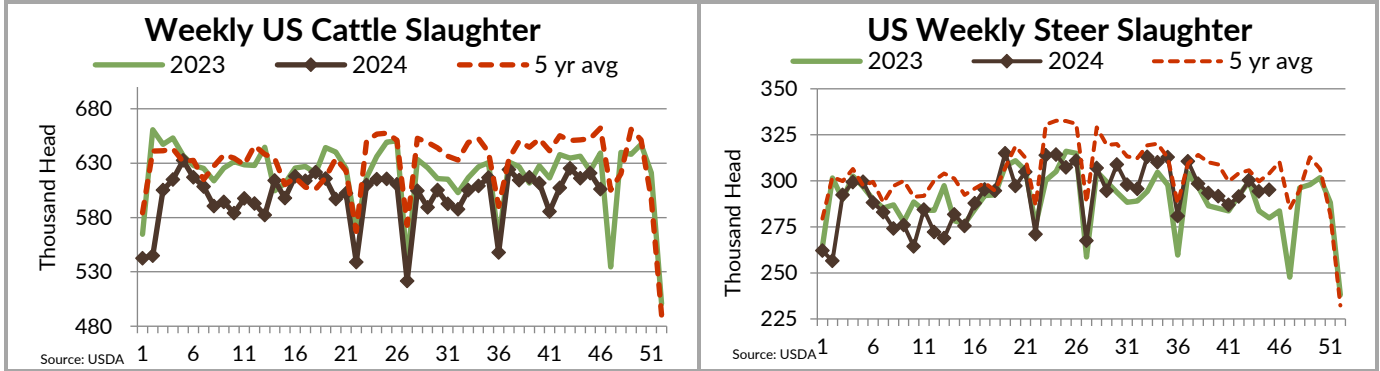
Week ending	CANADA		ONTARIO	
	Steers	Heifers	Steers	Heifers
16-Nov-24	983	881	983	874
09-Nov-24	970	866	985	843
18-Nov-23	966	876	967	827

DOMESTIC BEEF PRODUCTION - CANADA (million pounds) (Canfax/CBGA)

	November 16, 2024	Wk ago chg	YTD	YTD chg
Fed	52.6	15.8%	2,071.5	0.1%
Non-Fed	7.0	11.4%	285.8	-15.3%
Total	59.5	15.3%	2,357.3	-2.0%

USDA ESTIMATED CATTLE PROCESSING VOLUME

	Week Ending Nov 23, 2024	Previous Week	Year Ago
Grand Total	631,000	606,000	534,000



QUEBEC ELECTRONIC AUCTION MARKET (F.O.B. THE FEEDLOT)

	Price 410.00	Change from Last Week -0.13
--	------------------------	---------------------------------------

For the week ending November 21, 2024

ALBERTA DIRECT TRADE

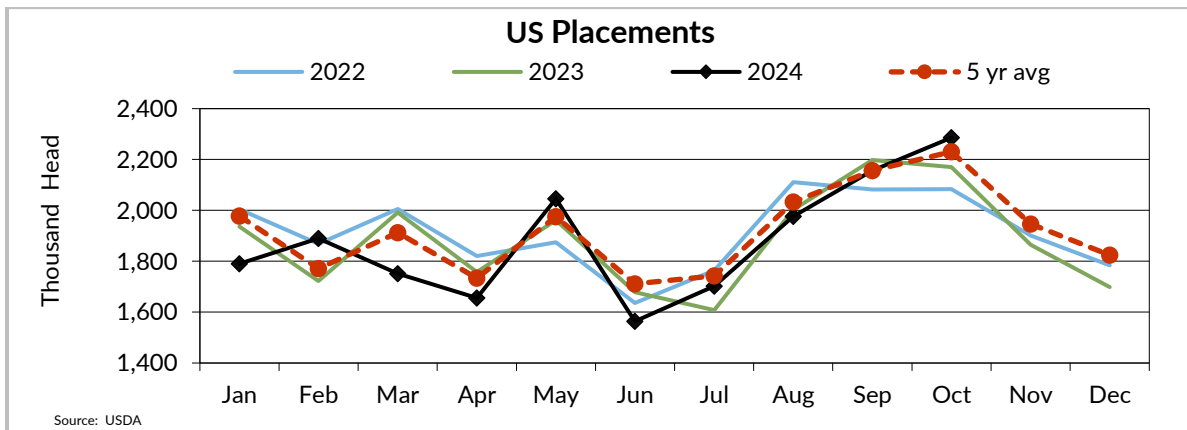
Alberta's direct trade: for the week ending November 21, 2024

<i>Steers</i>	Live- FOB	245.00-255.00	Rail- FOB	403.50-406.50
<i>Heifers</i>	Live- FOB	256.00-258.00	Rail- FOB	403.50-406.50

U.S. TRADE (U.S. funds)

The U.S. cash cattle trade: for the week ending November 21, 2024

Choice and Select Steers and Heifers:	Live	183.00-188.00
	Rail	290.00-297.00



U.S. BOXED BEEF CUT-OUT VALUES (U.S. funds)

	Choice 600-900	Select 600-900
Current Five-Day Average	306.52	273.48

CANADIAN BEEF EXPORTS Jan 1 - Sep 30/2024 (AAFC)

	Tonnes	% chg	vol chg		Tonnes	% chg	vol chg
United States	275,728	3%	6,891	Mexico	22,620	-6%	-1,505
Japan	34,407	-1%	-343	South Korea	11,274	8%	844
Vietnam	8,480	-11%	-1,005	Total	367,576	2%	5,653

BEEF IMPORTS – CANADA (AAFC)

	Jan 1 – Nov 9, 2024	Last Year Same Time	% Change
United States	86,688	91,705	-5%
Australia	24,949	15,207	64%
New Zealand	22,232	15,514	43%
Uruguay	9,197	9,390	-2%
Mexico	10,258	10,084	2%
Non-CUSMA	66,105	44,093	50%
EU-27 (beef/veal total)	11,989	10,906	10%
Total	231,418	196,899	18%

CHICAGO MERCANTILE EXCHANGE

Closing quotes on futures **today** were as follows:

Live Cattle			Feeder Cattle			Corn		
Dec	186.78	+1.18	Jan	254.30	+0.85	Dec	4.254	-1.2
Feb	188.20	+0.78	Mar	253.13	+1.03	Mar	4.352	-1.0
Apr	189.95	+0.43	Apr	254.35	+1.23	May	4.424	-0.6
Jun	185.23	+0.35	May	254.80	+1.28	Jul	4.460	-0.4
Aug	183.85	+0.43	Aug	259.33	+1.13	Sep	4.326	-0.2
Oct	185.55	+0.33	Sep	258.73	+1.20	Dec	4.362	-0.4

Soybeans

	US \$/bu	
Jan	9.834	+5.6
Mar	9.922	+7.0
May	10.056	+7.0
Jul	10.182	+6.6
Aug	10.166	+5.4
Sep	10.062	+4.2

Soft Red Winter Wheat

	US \$/bu	
Dec	5.442	-4.4
Mar	5.646	-4.6
May	5.750	-4.4
Jul	5.826	-4.4
Sep	5.954	-4.2
Dec	6.120	-3.6

Canadian \$

Spot	71.52	-0.08
Dec	71.56	-0.11
Mar	71.81	-0.12
Jun	72.05	-0.09
Sep	72.26	-0.09
Dec	72.44	-0.10

Beef Farmers of Ontario | Phone: 519.824.0334 | Fax: 519.824.9101 | Email: markets@ontariobeef.com

ONTARIO STOCKER & FEEDER SPECIAL FALL SALES

Nov 23 11:00 am	Denfield Livestock Exchange	Final Vaccinated Calf & Yearling Sale
Nov 27 12:00 pm	Aylmer Stockyards	Fall Stocker sale-in reg sale
Nov 27 1:00 pm	Vankleek Hill Livestock Exchange	Fall Stocker sale-in reg sale
Nov 27 7:00 pm	Kawartha Lakes Sales Barn	Bred Cow Sale-Herd Liquidation & various other
Nov 29 5:00 pm	Keady Livestock	Special Bred Cow & Heifer Sale
Dec 04 10:00 am	Kawartha Lakes Sales Barn	KLC Special Calf & Yearling Sale
Dec 05 11:00 am	Ontario Stockyards Inc	Special Fall Yearling Sale in reg sale
Dec 06 5:00 pm	Keady Livestock	Special Bred Cow & Heifer Sale
Dec 07 1:00 pm	Maple Hill Auctions Ltd	Eastern Showcase Limousin Sale

Comments for the week ending November 21, 2024

Fed steers and heifers sold through auction markets this week at 411 head, were down 179 head from the previous week but 131 head larger than the same time last year. Fed steers averaged \$245.27/cwt, up \$1.49/cwt from last week, and \$14.10/cwt above last year. Fed heifers averaged \$243.57/cwt, down \$2.69/cwt from last week but \$17.06/cwt higher than last year. Auction markets this week reported fed steers and heifers sold steady with quality considered. Based on the five-year average, fed prices historically strengthened from now right through to the end of the year.

In Ontario this week, dressed sales were reported at \$411/cwt delivered, fully steady with the previous week. Multiple packers have bought cattle and lift times are anywhere from immediate to week of December 9th. For the week ending November 16th, Eastern Canadian processing was 0.1% above year ago levels and 2.0% below the five-year average. YTD processing is down 12%, with steers down 9% and heifers down 9%, cows down 24% and bulls down 36%. For the week ending November 9th, Eastern fed cattle

and cow exports to the US were 3,974 head, 2% lower than last year but 30% above the five-year average. YTD exports are up 26% from last year.

Cull cow receipts this week were 2,440 head, down 89 head from last week and down 60 head from last year. Cows averaged \$134.92/cwt, up \$0.48/cwt from last week and up \$16.11/cwt from last year. Beef cows averaged \$141.36/cwt, down \$0.15/cwt from the previous week's trade but \$15.72/cwt above year ago prices. Auction markets this week reported cows sold steady. Eastern Canadian cow slaughter volumes continue to run below a year ago. On November 20th, cull cows sold higher on the market.

Receipts of 7,031 stockers and feeder cattle sold through Ontario auction markets this week, up 1,082 head from the previous week and 1,182 head more than the same week last year. Auction markets reported last week that stockers sold on a strong active trade with excellent buyer demand at stronger prices. On November 19th, all classes of stockers and feeder cattle sold actively at steady prices. On November 20th, stockers and feeders sold aggressively at strong prices. Actual average prices collected this week saw steers from 400-500 lbs trading \$12.82/cwt lower than last week on average, 500-600 lbs up \$3.26/cwt, 600-700 lbs up \$6.33/cwt, 700-800 lbs up \$7.89/cwt, 800-900 lbs were up \$33.50/cwt, steers 900-1000 lbs up \$13.62/cwt and steers 1000 lbs plus averaged \$14.69/cwt stronger than the previous week's weighted average prices. Heifers from 300-400 lbs were down \$8.83/cwt from last week on average, 400-500 lbs down \$1.29/cwt, 500-600 lbs up \$19.06/cwt, 600-700 lbs up \$15.44/cwt, 700-800 lbs down \$2.88/cwt, 800-900 lbs up \$15.09/cwt and heifers 900 lbs and over averaged \$25.38/cwt weaker than the previous week's weighted average prices.

The Quebec electronic market this week sold at \$410.00/cwt dressed on a picked-up basis, which is down \$0.13/cwt from the previous week's trade on average.

Alberta fed trade last week saw light trade develop with weighted average prices closing the week \$3.50-4.00/cwt higher. Dressed sales were \$405/cwt delivered. The Alberta cash-to-futures basis was reported at -\$11.67/cwt, \$1.61/cwt stronger than the five-year average. This week on November 20th, light trade developed with dressed sales ranging from \$405-408/cwt delivered, steady to \$3/cwt higher than the previous week. For the week ending November 9th, Canadian slaughter cattle exports (fed cattle and cows) to the US totaled 12,585 head, 9% smaller than the same time last year. November 1st cattle on feed inventories were reported just over 1.03 million head, 6% lower than last year and steady with the five-year average.

The U.S. cash cattle trade last week saw dressed sales in the Northern feeding states from \$290-292/cwt, \$2-4/cwt lower than the previous week. Live sales in all major feeding states were at \$185/cwt, \$1-3/cwt lower. This week, light trade was reported in Iowa and Nebraska on Wednesday November 20th with dressed sales marked at \$290/cwt, steady with prices seen on Tuesday and steady with last week. Live sales in Nebraska were reported at \$185/cwt, fully steady. The near-by live cattle contract is trading at its lowest point since mid-September.

In the U.S. The November World Agricultural Supply and Demand Estimates once again revised beef production higher (355 million pounds) compared to their October projections. US beef production in 2024 is estimated at 27 billion pounds, 0.2% higher than last year. Boxed beef prices have been steadily softening over the last three weeks, shaving \$20/cwt off Choice cutout values, and pressuring cash prices. Select cutout values closed \$3.50/cwt lower hitting the lowest point since January 12th. The Choice/Select spread is now over \$36/cwt the widest since September 2021. The All-fresh beef retail price for the month of October was reported at \$8.08/lb, down \$0.13/lb from the previous month. Retail beef prices were 2% higher than last year. There is a very strong seasonality to the 90% trim market, with a peak during the summer and steadily softening through the fall and winter. The US inflation rate climbed to 2.6% in October from 2.4% in September, aligning with market expectations.