



WEEKLY MARKET INFORMATION REPORT – FOR THE WEEK ENDING THURSDAY MAY 09, 2024

The following information is collected from various sources and disseminated by Beef Farmers of Ontario.

ONTARIO DIRECT TO PACKER RAILGRADE CATTLE TRADE

Prices are on a carcass weight basis before grade and weight discounts:

A Grade Steers **407.00**
A Grade Heifers **N/T**

ONTARIO LIVE CATTLE TRADE

Ontario auction sales this week saw weighted average price ranges for:

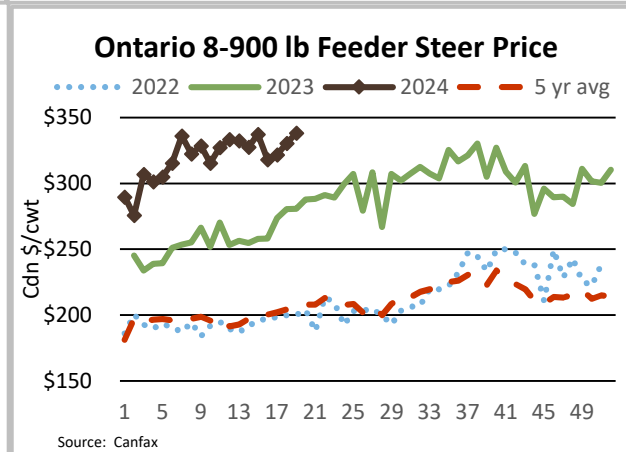
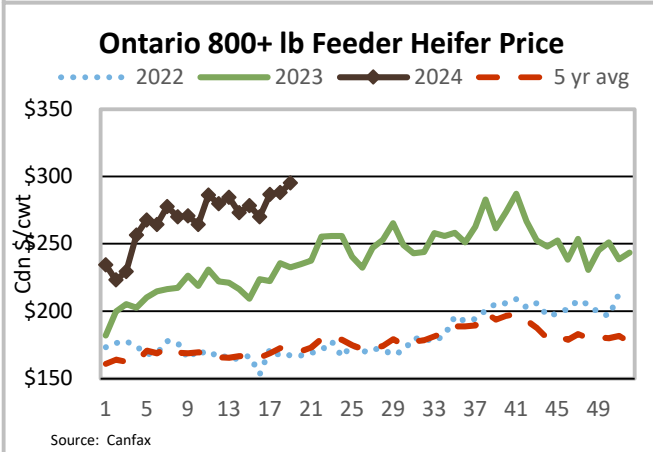
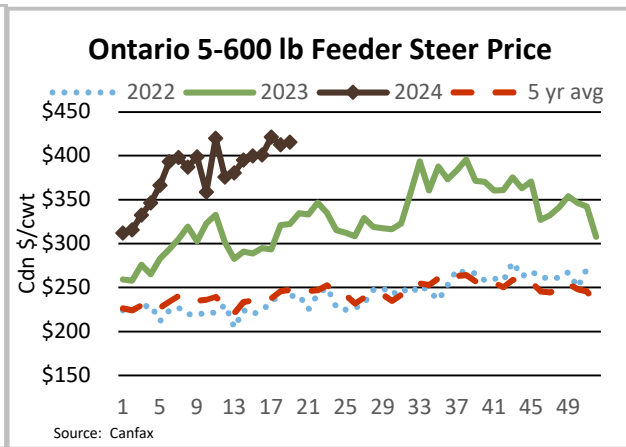
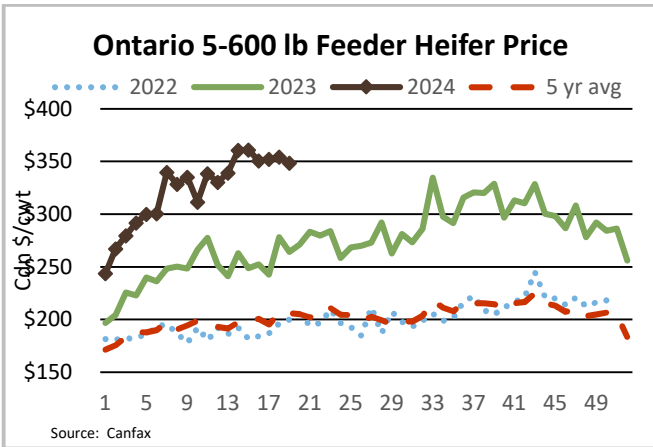
FED CATTLE	Volume	Price Range	Average	Top	Last Week Avg
Large Frame Steers +1250	74	234.96-256.47	245.41	270.00	246.06
Medium Frame Steers +1250	128	231.90-248.33	241.98	256.25	240.94
Large & Medium Frame Steers +1250	202	235.35-252.04	243.56	270.00	244.72
Large Frame Heifers +1000	249	238.24-250.88	245.99	275.00	241.57
Medium Frame Heifers +1000	116	223.73-245.44	236.08	272.00	239.86
Large & Medium Frame Heifers +1000	365	232.90-250.35	243.45	275.00	240.79
Fed steers, Dairy & Dairy Cross +1250	56	206.26-216.90	212.96	227.50	197.09
Fed heifers, Dairy & Dairy Cross +1000	100	164.14-220.95	195.33	245.25	200.75
Cows - All Weights	2,066	119.25-167.82	141.51	239.99	142.00
Bulls - All Weights	117	156.82-198.94	179.00	317.49	191.31

STOCKERS - Large and Medium Frame

STEERS	Volume	Price Range	Average	Top	Last Week Avg
1000+	622	278.83-310.58	297.43	326.00	293.62
900-999	622	284.23-330.01	314.98	379.00	308.42
800-899	752	320.06-351.27	338.30	375.00	330.44
700-799	736	318.65-391.59	363.47	412.50	374.99
600-699	731	342.05-434.61	399.17	471.00	394.45
500-599	518	352.03-462.75	415.56	515.00	412.34
400-499	204	319.75-468.24	414.18	527.50	429.96
-399	83	348.98-465.88	409.97	1240.00	436.17

STOCKERS - Large and Medium Frame

HEIFERS	Volume	Price Range	Average	Top	Last Week Avg
+900	359	245.45-286.87	268.93	305.50	264.56
800-899	377	277.36-312.04	295.18	328.00	305.85
700-799	486	278.80-341.68	317.05	382.50	323.28
600-699	664	294.27-368.51	338.26	402.50	349.95
500-599	462	297.43-385.45	348.65	462.50	354.31
400-499	257	276.10-403.89	348.50	495.00	370.45
300-399	74	302.06-380.98	341.98	500.00	341.66
-299	25	287.00-508.00	420.04	1000.00	330.17



At Kawartha Lakes Community Sale Barn: **May 4, 2024** - 133 cows, 10 bulls, 54 veal, 11 fed cattle, 28 stockers

	Price Range	Avg.	Top
Cows	130.00-172.00	144.50	195.00
Bulls under 1600 lbs	150.00-184.00	163.34	184.00
Bulls over 1600 lbs	129.00-198.00	170.80	198.00
Veal Calves 600 lbs plus	180.00-226.00	189.37	226.00
Veal Calves 125 lbs & under	700.00-1075.00	815.98	1175.00

At Denfield Livestock Exchange Inc.: **May 7, 2024** - 381 Fed Cattle, 17 Stockers, 104 Cows, 12 Veal, 9 Bulls

	Price Range	Average	Top
Large & Medium Frame Fed Steers +1250 lbs	242.25-251.25	246.78	265.00
Large & Medium Frame Fed Heifers +1000 lbs	245.25-253.25	249.39	272.00
Cows	110.00-161.00	136.13	186.00
Veal 600 lbs and over	175.00-205.00	191.60	210.00

At Aylmer Stockyards Inc.: **May 8, 2024** - 19 Veal, 202 Cows, 46 Fed cattle, 38 Stockers, 6 Bulls

	Price Range	Average	Top
Fed Heifers, dairy & dairy cross 1000+ lbs	141.99-231.99	199.19	231.99
Cows	101.00-202.00	145.10	239.99
Veal calves 600 lbs +	177.00-289.99	229.99	289.99

ONTARIO STOCKER & FEEDER TRADE

Stocker sale at Ontario Livestock Exchange: **May 2, 2024** - 368 Stockers

Steers	Price Range	Average	Top	Heifers	Price Range	Average	Top
800-899	217.50-295.00	258.94	330.00	900+	200.00-275.00	222.65	275.00
700-799	275.00-369.00	327.76	369.00	800-899	250.00-275.00	263.13	287.50
600-699	280.00-380.00	319.15	430.00	700-799	260.00-300.00	281.47	300.00
500-599	325.00-405.00	368.93	440.00	600-699	255.00-337.50	302.83	367.50
400-499	310.00-425.00	388.21	425.00	500-599	260.00-375.00	320.60	375.00
399-	360.00-490.00	422.50	490.00	400-499	320.00-402.50	373.82	402.50
				300-399	310.00-395.00	346.00	395.00

Stocker sale at Ontario Stockyards Inc: **May 2, 2024: 993 Stockers**

Steers	Price Range	Average	Top	Heifers	Price Range	Average	Top
900-999	245.00-320.00	301.40	320.00	900+	240.00-260.00	252.55	285.00
800-899	307.50-349.00	336.45	349.00	800-899	255.00-305.00	294.29	305.00
700-799	311.00-389.00	352.51	389.00	700-799	305.00-357.00	335.82	357.00
600-699	359.00-434.00	399.06	434.00	600-699	335.00-371.00	362.92	371.00
500-599	350.00-430.00	401.23	445.00	500-599	300.00-401.00	354.18	420.00
400-499	400.00-450.00	422.79	450.00	400-499	240.00-402.00	328.59	441.00
399-	360.00-470.00	431.64	525.00	300-399	280.00-365.00	317.72	395.00

Stocker sale at Brussels Livestock: **May 3, 2024 - 1,397 Stockers**

Steers	Price Range	Average	Top	Heifers	Price Range	Average	Top
1000+	267.00-307.00	290.80	308.00	900+	255.00-299.00	277.79	305.50
900-999	279.00-322.00	307.77	322.00	800-899	282.50-322.00	302.67	322.00
800-899	315.00-351.00	336.02	355.00	700-799	285.00-330.00	314.50	330.00
700-799	340.00-403.00	375.12	403.00	600-699	284.00-379.00	336.49	402.50
600-699	371.00-441.00	406.94	449.00	500-599	325.00-398.00	375.28	398.00
500-599	343.00-456.00	387.26	472.00	400-499	300.00-416.00	364.19	445.00
400-499	410.00-475.00	449.83	500.00	300-399	410.00-500.00	442.78	500.00
399-	360.00-477.00	408.25	512.50	299-	365.00-380.00	368.00	460.00

Stocker sale at Community Livestock Exchange: **May 7, 2024: 145 Stockers**

Steers	Price Range	Average	Top	Heifers	Price Range	Average	Top
600-699	229.99-350.00	303.10	350.00	500-599	270.00-362.50	317.39	362.50
500-599	257.50-400.00	342.89	400.00	400-499	204.99-385.00	318.80	385.00
400-499	260.00-420.00	369.30	420.00	300-399	310.00-332.50	323.89	332.50
399-	189.99-350.00	255.50	442.49				

Stocker sale at Keady Livestock Market: **May 7, 2024- 1,022 Stockers**

Steers	Price Range	Average	Top	Heifers	Price Range	Average	Top
1000+	275.00-297.00	289.67	297.00	900+	247.50-285.00	270.90	285.00
900-999	328.00-379.00	345.07	379.00	800-899	277.50-315.00	294.78	318.00
800-899	340.00-357.50	351.82	357.50	700-799	290.00-348.00	329.41	348.00
700-799	331.00-393.00	366.60	412.50	600-699	330.00-388.00	368.46	395.00
600-699	397.00-471.00	436.90	471.00	500-599	376.00-414.00	391.60	414.00
500-599	412.50-515.00	460.09	515.00	400-499	320.00-430.00	380.00	430.00
400-499	285.00-520.00	444.29	527.50	300-399	350.00-410.00	380.00	410.00

Stocker sale at Renfrew Pontiac Livestock: **May 7, 2024: 273 Stockers**

Steers	Price Range	Average	Top	Heifers	Price Range	Average	Top
900-999	237.50-304.99	263.79	304.99	700-799	270.00-339.99	328.10	339.99
800-899	225.00-229.99	245.50	339.99	600-699	260.00-360.00	317.09	360.00
700-799	225.00-360.00	318.00	360.00	500-599	239.99-370.00	329.40	370.00
600-699	398.50-409.99	349.19	409.99	400-499	204.99-375.00	339.40	375.00
500-599	329.99-457.50	391.50	457.50	300-399	225.00-322.50	282.90	322.50
400-499	250.00-279.99	402.79	479.99	299-	204.99-400.00	331.99	400.00
399-	250.00-400.00	343.80	400.00				

Stocker sale at Ontario Livestock Exchange: **May 8, 2024 - 421 Stockers**

Steers	Price Range	Average	Top	Heifers	Price Range	Average	Top
1000+	290.00-317.00	305.98	317.00	900+	240.00-280.00	267.80	280.00
900-999	319.00-333.00	327.04	333.00				

Stocker sale at Ontario Livestock Exchange: **May 9, 2024 – 457 Stockers**

Steers	Price Range	Average	Top	Heifers	Price Range	Average	Top
1000+	235.00-275.00	252.00	275.00	900+	200.00-267.50	241.63	267.50
900-999	247.50-285.00	262.44	285.00	800-899	250.00-257.50	256.50	257.50
800-899	260.00-310.00	284.74	375.00	700-799	230.00-307.50	267.06	332.50
700-799	270.00-402.50	339.73	402.50	600-699	252.50-320.00	288.24	343.00
600-699	260.00-417.50	365.20	417.50	500-599	290.00-360.00	319.73	395.00
500-599	290.00-450.00	382.02	450.00	400-499	215.00-385.00	298.68	425.00
400-499	260.00-470.00	395.83	470.00	300-399	290.00-400.00	348.57	400.00
399-	245.00-490.00	393.75	490.00	299-	230.00-360.00	295.00	360.00

ONTARIO STOCKER & FEEDER TRADE SPECIAL SPRING SALES

Stocker sale at Grey Bruce Livestock Cooperative/Wiarton: **May 2, 2024- 344 Stockers**

Steers	Range (\$/cwt)	Heifers	Range (\$/cwt)
800-900	319.50-333.00	700-800	314.00-434.00
700-800	348.00-427.00	500-700	335.00-387.00
600-700	375.00-436.00	Guaranteed	
500-600	389.00-448.00	Open Heifers	282.00-362.00

Stocker sale at Keady Livestock Market: **May 3, 2024 – 635 Stockers**

Steers	Price Range	Average	Top	Heifers	Price Range	Average	Top
900-999	320.00-322.50	320.56	322.50	800-899	284.00-319.00	301.52	319.00
800-899	350.00-361.00	354.96	370.00	700-799	333.00-340.00	338.25	340.00
700-799	353.00-397.50	375.70	400.00	600-699	317.50-372.00	337.41	372.00
600-699	377.50-445.00	413.55	445.00	500-599	387.50-408.00	403.44	408.00
500-599	380.00-500.00	458.50	500.00				

Special Grass & Yearling Sale - All cattle sold on a fully steady market

Stocker sale at Community Livestock Exchange: **May 3, 2024 – 981 Stockers**

Steers	Price Range	Average	Top	Heifers	Price Range	Average	Top
1000+	227.49-289.99	275.00	289.99	900+	250.00-283.00	269.79	283.00
900-999	250.99-322.00	310.40	322.00	800-899	258.00-314.99	297.19	314.99
800-899	210.00-358.00	326.50	358.00	700-799	216.00-341.00	294.60	341.00
700-799	270.00-395.99	363.30	395.99	600-699	254.99-347.50	319.89	347.50
600-699	277.49-429.99	391.90	429.99	500-599	204.99-400.00	333.70	400.00
500-599	264.99-472.90	408.99	472.90	400-499	279.99-429.99	364.10	429.99
400-499	279.99-500.00	422.20	500.00	300-399	285.00-379.99	328.39	379.99
399-	370.00-484.99	440.50	484.99				

There was a strong offering of 981 comprised of 630 steers and 351 heifers. Demand was steady and sustained with sale prices being generally in line with or slightly below the strong Ontario market averages. There were 61 consignors and 35 purchasing buyers.

Stocker sale at Denfield Livestock Exchange: **May 4, 2024 – 486 Stockers**

Steers	Price Range	Average	Top	Heifers	Price Range	Average	Top
1000+	258.00-310.00	286.00	310.00	900+	272.50-305.00	286.67	305.00
900-999	312.00-329.00	321.62	329.00	800-899	322.00-328.00	325.25	328.00
800-899	350.00-355.00	352.56	360.00	700-799	331.00-361.00	348.51	361.00
700-799	331.00-375.00	356.03	390.00	600-699	310.00-375.00	343.17	400.00
600-699	359.00-422.50	392.78	441.00	500-599	330.00-410.00	367.53	462.50
500-599	410.00-450.00	434.58	450.00	400-499	360.00-440.00	411.58	495.00
400-499	415.00-475.00	442.41	520.00	300-399	435.00-185.00	467.50	485.00
399-	400.00-455.00	434.50	500.00				

Stocker sale at Algoma Cooperative Livestock Sales/Thessalon: **May 4, 2024- 448 stockers**

Steers	Range (\$/cwt)	Wtd Avg	Heifers	Range (\$/cwt)	Avg
800-899	312.00-330.00	325.00	800-899	188.00-216.00	202.00
700-799	260.00-382.00	351.00	700-799	260.00-317.00	293.00
600-699	353.00-416.00	390.00	600-699	293.00-353.00	310.00
500-599	372.00-460.00	417.00	500-599	343.00-406.00	371.00
400-499	350.00-448.00	417.00	400-499	363.00-405.00	389.00
399-	424.00-431.00	428.00	300-399	278.00-434.00	333.00

Stocker sale at Ontario Stockyards Inc: **May 7, 2024 -978 Stockers**

Steers	Price Range	Average	Top	Heifers	Price Range	Average	Top
1000+	307.00-326.00	315.81	326.00	900	273.00-275.00	273.29	275.00
900-999	291.00-326.00	309.61	326.00	800-899	265.00-300.00	280.54	300.00
800-899	324.00-346.00	333.35	349.00	700-799	295.00-354.50	322.99	354.50
700-799	347.00-395.00	377.99	399.00	600-699	300.00-370.00	343.69	370.00
600-699	370.00-442.50	413.13	459.00	500-599	320.00-359.00	330.91	379.00
500-599	427.50-477.50	454.08	477.50	400-499	300.00-415.00	335.58	432.00
400-499	440.00-480.00	460.77	480.00	300-399	250.00-295.00	278.93	380.00
399-	430.00-485.00	460.89	485.00				

All Vaccinated Stocker Sale - Steers sold fully steady to stronger. Heifers traded just steady

WEEKLY LIVE CATTLE EXPORTS-ONTARIO

	Week ending Apr 20, 2024	Week ending Apr 13, 2024	Year to Date
Total live slaughter cattle exported through Ontario ports to the U.S.	2,931	3,213	44,471
Steers & Heifers & Cows	2,867	3,089	43,013
Bulls	64	124	1,458

ONTARIO- FEDERALLY INSPECTED PROCESSING-Canfax/CBGA

	Week Ending May 4, 2024	# of hd change from week ago	YTD	% Change (Week Ago)	% Change (Year Ago)
Grand Total	10,747	174	184,718	2%	-6.6%

CANADIAN- FEDERALLY INSPECTED PROCESSING-Canfax/CBGA

	Week Ending May 4, 2024	# of hd change from week ago	YTD	% Change (Week Ago)	% Change (Year Ago)
Grand Total	56,174	121	1,070,123	0%	-3%
Western Processing	43,971	108	856,491	0%	-2%
Eastern Processing	12,203	13	213,632	0%	-6%

AVERAGE CARCASS WEIGHTS – CANADA-Canfax/CBGA

	Steers	Heifers
4-May-24	916	849
27-Apr-24	904	863
6-May-23	900	828

AVERAGE CARCASS WEIGHTS – ONTARIO-Canfax/CBGA

	Steers	Heifers
4-May-24	996	867
27-Apr-24	993	872
6-May-23	967	852

USDA ESTIMATED CATTLE PROCESSING VOLUME

	Week Ending Apr 27, 2024	Previous Week	Year Ago
Grand Total	622,000	622,000	644,313

QUEBEC ELECTRONIC AUCTION MARKET (F.O.B. THE FEEDLOT)

For the week ending May 9, 2024	Price 403,00 - 403,75	Change from Last Week -1.87
---------------------------------	---------------------------------	---------------------------------------

ALBERTA DIRECT TRADE

Alberta's direct trade: for the week ending May 9, 2024

Steers	Live- FOB	N/T	Rail- FOB	423.50-431.50
Heifers	Live- FOB	N/T	Rail- FOB	423.50-431.50

U.S. TRADE (U.S. funds)

The U.S. cash cattle trade: for the week ending May 9, 2024

Choice and Select Steers and Heifers:	Live	182.00-187.00
	Rail	295.00-296.00

U.S. BOXED BEEF CUT-OUT VALUES (U.S. funds)

	Choice 600-900	Select 600-900
Current Five Day Average	294.57	284.17

CANADIAN BEEF EXPORTS Jan 1 – Mar31/2024 (AAFC)

	Tonnes	% chg	vol chg		Tonnes	% chg	vol chg
United States	101,970	11%	10,510	Mexico	9,004	-1%	-80
Japan	13,975	9%	1,148	South Korea	4,124	-5%	-202
Vietnam	2,892	-28%	-1,150	Total	136,842	9%	10,731

LIVE CATTLE – CANADA (AAFC)

IMPORTS	Import % change from 2023 YTD		EXPORTS	Export % change from 2023 YTD
Jan 1- Feb 29/2024			Jan 1- Apr 20/24	
Pure bred	524	-29%	Processing steers, heifers & cows	195,777 16%
Non-pure bred	43,850	-17%	Feeder cattle & calves	46,834 9%
			Bulls	6,629 -17%

DOMESTIC BEEF PRODUCTION – CANADA CBGA (million pounds) (Canfax/CBGA)

	May 4, 2024	Wk ago chg	YTD	YTD chg
Fed	43.4	+2%	830.1	+2%
Non-Fed	5.6	-8%	134.1	-2%
Total	49.1	+0%	964.2	+1%

BEEF IMPORTS – CANADA (AAFC)

	Jan 1 – Apr 27, 2024	Last Year Same Time	% Change
United States	29,298	30,640	-4%
Uruguay	9,004	3,613	149%
Australia	7,116	5,890	21%
New Zealand	3,115	4,347	-28%
Mexico	5,843	3,630	61%
Non-CUSMA	2,182	2,563	-15%
EU-27 (beef/veal total)	5,781	3,812	52%
Total	62,339	54,495	14%

CHICAGO MERCANTILE EXCHANGE

Closing quotes on futures **today** were as follows:

Live Cattle			Feeder			Corn		
	US \$ cwt			US \$ cwt			US \$/bu	
Jun	176.15	+0.20	May	238.80	+0.15	May	4.556	+13.0
Aug	174.12	+0.40	Aug	250.90	-0.15	Jul	4.696	+13.2
Oct	177.42	+0.42	Sep	251.97	-0.10	Sep	4.800	+13.0
Dec	181.52	+0.50	Oct	252.87	-0.07	Dec	4.920	+12.0
Feb	185.05	+0.55	Nov	252.57	+0.00	Mar	5.034	+10.4
Apr	187.25	+0.55	Jan	250.05	+0.37	May	5.104	+9.2

Soybeans			Soft Red Winter Wheat			Canadian \$		
	US \$/bu			US \$/bu				
May	12.050	+12.2	May	6.456	+26.0	Spot	73.14	+0.02
Jul	12.190	+10.4	Jul	6.634	+26.0	Jun	73.20	+0.03
Aug	12.204	+10.2	Sep	6.824	+24.6	Sep	73.32	+0.02
Sep	12.070	+7.0	Dec	7.052	+23.0	Dec	73.43	+0.00
Nov	120.56	+5.2	Mar	7.220	+21.0	Mar	73.56	-0.01
Jan	12.162	+4.2	May	7.276	-18.2	Jun	73.68	-0.01

Beef Farmers of Ontario | Phone: 519.824.0334 | Fax: 519.824.9101 | Email: markets@ontariobeef.com

ONTARIO STOCKER & FEEDER SPECIAL FALL SALES

May 13	7:00 pm	Maple Hill Auctions Ltd	Special Spring Stocker Sale
May 14	end of reg sale	Keady Livestock Market	Bred Cow & Calf Sale-Herd Dispersal
May 15	10:00 am	Kawartha Lakes Community Sale Barn	Special Spring Stocker Sale
May 24	6:30 pm	Maple Hill Auctions Ltd	Bred Cows/Cow/Calf Pairs & Bull Sale

Comments for the week ending May 09, 2024

Fed steers and heifers sold through auction markets this week totaled 567 head, down 16 head from the previous week and 30 head less than the same time last year. Fed steers sold from \$236.69-\$249.44/cwt averaging \$244.06, down \$0.66 cwt from the previous week's trade but \$19.59 above year ago prices. Fed heifers sold from \$234.98-\$249.98 averaging \$244.05 cwt, up \$3.26 from last week and \$21.13 higher than last year. Last year the fed cattle market topped the week of June 15th at \$244.87 cwt live for steer and \$242.80 for heifers. Auction markets reported trade this week as active with prices steady to fully steady and one report of slightly higher.

The Ontario railgrade market this week was light in volume with trade reported at \$407.00 cwt dressed for steers and \$406.00 for heifers with delivery for the week of May 20th. This week's average is fully steady to last week with U.S. packer interest reported. There have been a few reports that cattle from Eastern Canada are being shipped into Alberta for processing. This week's average price continues at \$32.00 cwt stronger than this time last year. Last year the railgrade market hit the top price of \$414.50 on average the week of June 5th.

Cull cow receipts through auction markets this week were 2,066 head, down 726 head from last week and up 352 head from last year. Cows were trading from \$119.25-\$249.98/cwt averaging \$141.51/cwt, down \$0.49/cwt from last week and up \$24.72 from last year. Auction markets reported trade as active with prices holding steady. One market noted light receipts with sales up \$3.00-\$6.00 cwt. 350 beef cows were in this week's offering down 187 head from the week before with a weekly weighted average price of \$153.36 down \$4.78 from last week's beef cow average price. 1,716 dairy cows sold down 537 head from last week averaging \$139.19 cwt up \$1.22 from last week's weighted average dairy cow price.

Receipts of 6,972 stocker and feeder cattle sold through Ontario auction markets this week, down 1,009 head from the previous week and 761 head more than the same week last year. Auction markets reported calves as fully steady. A couple of special vaccinated sales saw steers steady to stronger and heifers just steady to barely steady. Good quality grass cattle sold on solid demand with active bidding at prices fully steady to slightly higher. Yearlings were noted as steady to stronger. Actual average prices collected this week saw steers from 400-500 lbs trading \$10.95 cwt lower than last week on average, 500-600 lbs up \$3.36, 600-700 lbs up \$ 2.61, 700-800 lbs down \$12.60, 800-900 lbs were up \$5.59, steers 900-1000 lbs up \$4.64 and steers 1000 lbs plus averaged \$3.62 cwt weaker than the previous week's weighted average prices. Heifers from 300-400 lbs were down \$8.56 cwt from last week on average, 400-500 lbs down \$19.16, 500-600 lbs down \$3.96, 600-700 lbs down \$4.89 700-800 lbs down \$1.43, 800-900 lbs down \$9.34 and heifers 900 lbs and over averaged \$2.86 cwt stronger than the previous week's weighted average prices.

The Quebec electronic market this week sold at \$403.00-\$403.75cwt dressed on a picked-up basis, which is down \$1.87 from the previous week's trade on average.

Alberta fed trade this week was light with trade reported by Canfax anywhere from \$425.00-\$433.00 cwt delivered on a dressed basis, with majority from \$430.00-\$432.00 cwt which is steady to last week. Canfax reports: "Cattle that traded were being scheduled anywhere from late May to mid June delivery depending on the packer. Fed cattle prices have averaged in the upper 250's/cwt FOB the feedlot for the past three weeks."

The U.S. cash cattle trade for the week ending May 3rd was light to moderate in the north and light in the south. Business in the north took place from Wednesday to Friday with sales ranging from \$185.00-\$189.00 live, mainly \$186.00-\$187.00 with dressed deals from \$292.00-\$296.00, most from \$294.00-\$295.00 cwt which is steady to \$1.00 cwt higher. In the south trade was delayed until Friday with majority of sales reported at \$184.00 cwt live up \$2.00 from the previous weeks southern trade. Overall average prices for the week, reported by the USDA Mandatory Price Report, saw live steers averaging \$185.74 up \$1.59 cwt while heifers averaged \$185.45 up \$1.72. On the rail steers averaged \$294.65 up \$0.26 with heifers averaging \$294.50 up \$0.22.

In the US on Thursday, light trade was reported in Nebraska with dressed sales marked at \$296/cwt, sales are positioned at the top end of last week's trading range. Friday, sales in Texas and Kansas are from \$184-185/cwt, steady to \$1/cwt higher than last week. Live sales in Nebraska have been from \$186-187/cwt while dressed sales have been from \$295-296/cwt. Both live and dressed sales are fully steady. Year to date US cow processing running below the historical average, lowest since 2017. Canfax reported "Based on today's WASDE report, US corn production is forecasted at 14.9 billion bushels, down 3% from last year's record high. Lower acres are being partially offset by higher corn yield estimates. Corn yields are estimated at \$181 bu/ac compared previous estimates of \$177.3 bu/ac. Corn exports were revised 50 million bushels higher. The US is expected to be the world's largest exporter for the second consecutive year. Feed and residual use was also revised 50 million bushels higher. All 2024 corn contracts are trading \$8-10 cents per bushel higher at mid-day."