



WEEKLY MARKET INFORMATION REPORT – FOR THE WEEK ENDING THURSDAY MAY 2, 2024

The following information is collected from various sources and disseminated by Beef Farmers of Ontario.

ONTARIO DIRECT TO PACKER RAILGRADE CATTLE TRADE

Prices are on a carcass weight basis before grade and weight discounts:

A Grade Steers	407.00
A Grade Heifers	406.00

ONTARIO LIVE CATTLE TRADE

Ontario auction sales this week saw weighted average price ranges for:

FED CATTLE	Volume	Price Range	Average	Top	Last Week Avg
Large Frame Steers +1250	153	237.00-250.60	246.06	282.00	241.80
Medium Frame Steers +1250	104	226.39-247.81	240.94	257.00	240.43
Large & Medium Frame Steers +1250	257	234.47-250.94	244.72	282.00	241.40
Large Frame Heifers +1000	116	230.82-246.49	241.57	282.00	242.88
Medium Frame Heifers +1000	210	233.46-245.31	239.86	260.00	240.26
Large & Medium Frame Heifers +1000	326	233.76-245.75	240.79	282.00	242.14
Fed steers, Dairy & Dairy Cross +1250	45	181.98-213.47	197.09	237.00	220.63
Fed heifers, Dairy & Dairy Cross +1000	122	174.00-220.79	200.75	244.50	203.20
Cows - All Weights	2,792	120.26-166.95	142.00	229.99	142.91
Bulls - All Weights	141	168.18-218.13	191.31	350.00	179.87

STOCKERS - Large and Medium Frame

STEERS	Volume	Price Range	Average	Top	Last Week Avg
1000+	686	279.32-307.80	293.62	316.50	291.79
900-999	557	280.09-323.93	308.42	354.00	308.79
800-899	751	299.84-350.00	330.44	383.00	321.88
700-799	998	327.65-401.66	374.99	419.00	360.07
600-699	938	324.79-435.28	394.45	467.00	389.56
500-599	629	328.56-457.79	412.34	506.00	421.18
400-499	255	360.66-466.45	429.96	530.00	427.27
-399	77	348.74-526.79	436.17	1290.00	441.08

STOCKERS - Large and Medium Frame

HEIFERS	Volume	Price Range	Average	Top	Last Week Avg
+900	211	241.74-291.07	264.56	317.50	276.59
800-899	282	273.16-323.01	305.85	335.00	299.11
700-799	488	283.80-346.69	323.28	367.00	314.56
600-699	1,096	279.80-397.64	349.95	421.99	322.69
500-599	682	292.45-392.58	354.31	431.00	352.26
400-499	248	294.34-418.07	370.45	479.00	378.17
300-399	75	293.60-394.79	341.66	451.00	370.60
-299	8	244.38-392.50	330.17	480.00	400.96

At Kawartha Lakes Community Sale Barn: **April 27, 2024– 199 cows, 11 bulls, 65 veal, 6 fed cattle, 42 stockers**

	Price Range	Avg.	Top
Cows	129.00-167.50	142.14	187.50
Bulls under 1600 lbs	135.00-190.00	165.09	190.00
Bulls over 1600 lbs	168.00-204.00	186.97	204.00
Veal Calves 600 lbs plus	190.00-220.00	200.17	220.00
Veal Calves 125 lbs & under	400.00-1050.00	763.48	1300.00

At Denfield Livestock Exchange Inc.: **April 30, 2024 – 310 Fed Cattle, 10 Stockers, 98 Cows, 26 Veal, 4 Bulls**

	Price Range	Average	Top
Large & Medium Frame Fed Steers +1250 lbs	242.75-254.00	247.95	262.00
Large & Medium Frame Fed Heifers +1000 lbs	243.00-249.00	246.39	256.00
Cows	120.00-170.00	144.35	212.00
Veal 600 lbs and over	180.00-202.00	188.45	205.00

At Aylmer Stockyards Inc.: **May 1, 2024 – 28 Veal, 261 Cows, 28 Fed cattle, 74 Stockers, 3 Bulls**

	Price Range	Average	Top
Fed Heifers, dairy & dairy cross 1000+ lbs	151.00-225.00	197.59	225.00
Cows	103.00-187.99	142.99	208.00
Veal calves 600 lbs +	176.00-295.00	221.30	295.00

ONTARIO STOCKER & FEEDER TRADE

Stocker sale at Brussels Livestock: **April 26, 2024 – 1,058 Stockers**

Steers	Price Range	Average	Top	Heifers	Price Range	Average	Top
1000+	269.50-301.50	284.69	313.50	900+	264.50-311.50	285.16	317.50
900-999	283.50-317.00	300.90	333.00	800-899	282.50-334.50	314.04	334.50
800-899	320.00-344.50	337.86	352.00	700-799	262.00-347.00	311.45	347.00
700-799	322.50-391.00	369.19	391.00	600-699	290.00-405.00	355.06	405.00
600-699	352.50-467.00	424.49	467.00	500-599	280.00-410.00	354.69	419.00
500-599	400.00-500.00	451.27	500.00	400-499	310.00-432.00	396.56	432.00
400-499	427.50-515.00	474.35	515.00	300-399	385.00-451.00	418.00	451.00

Stocker sale at Temiskaming Livestock Sale: **April 29, 2024 – 78 Stockers**

Steers	Price Range	Average	Top	Heifers	Price Range	Average	Top
700-799	320.00-346.00	337.68	346.00	700-799	270.00-297.50	284.64	297.50
600-699	330.00-387.50	350.50	407.50	600-699	185.00-290.00	256.88	355.00
500-599	335.00-450.00	401.25	450.00	500-599	310.00-362.50	343.27	362.50

Stocker sale at Community Livestock Exchange: **April 30, 2024: 107 Stockers**

Steers	Price Range	Average	Top	Heifers	Price Range	Average	Top
600-699	229.99-339.99	322.50	339.99	500-599	204.99-360.00	278.20	360.00
500-599	235.00-427.50	347.40	427.50	400-499	322.50-392.49	367.20	392.49
400-499	395.99-482.50	442.30	482.50				

Stocker sale at Keady Livestock Market: **April 30, 2024- 1,119 Stockers**

Steers	Price Range	Average	Top	Heifers	Price Range	Average	Top
900-999	300.00-329.00	320.38	329.00	900+	192.50-260.00	234.50	260.00
800-899	312.00-355.00	327.86	361.00	800-899	290.00-335.00	321.15	335.00
700-799	370.00-415.00	397.14	415.00	700-799	334.00-367.00	356.03	367.00
600-699	372.50-437.50	405.34	466.00	600-699	335.00-406.00	367.48	406.00
500-599	405.00-476.00	453.87	505.00	500-599	320.00-412.00	363.65	430.00
400-499	340.00-530.00	487.09	530.00	400-499	335.00-430.00	388.02	430.00
399-	405.00-510.00	445.00	510.00	300-399	270.00-400.00	320.00	440.00

Stocker sale at Renfrew Pontiac Livestock: **April 30, 2024: 203 Stockers**

Steers	Price Range	Average	Top	Heifers	Price Range	Average	Top
700-799	312.50-357.50	343.19	357.50	700-799	245.00-322.50	296.79	322.50
600-699	279.99-449.00	387.30	449.00	600-699	250.00-375.00	337.09	375.00
500-599	289.99-484.99	409.40	484.99	500-599	320.00-409.99	373.89	409.99
400-499	420.00-504.99	474.19	504.99	400-499	239.99-479.00	403.50	479.00
399-	329.99-477.50	399.59	477.50	300-399	279.99-434.99	351.20	434.99

Stocker sale at Ontario Livestock Exchange: **May 1, 2024 - 549 Stockers**

Steers	Price Range	Average	Top	Heifers	Price Range	Average	Top
1000+	291.00-316.50	304.34	316.50	900+	257.50-282.50	273.00	282.50
900-999	277.50-330.00	312.85	330.00	800-899	276.00-315.00	281.90	315.00
				700-799	343.00-346.00	345.00	346.00

Stocker sale at Ontario Livestock Exchange: **May 2, 2024 - 368 Stockers**

Steers	Price Range	Average	Top	Heifers	Price Range	Average	Top
800-899	217.50-295.00	258.94	330.00	900+	200.00-275.00	222.65	275.00
700-799	275.00-369.00	327.76	369.00	800-899	250.00-275.00	263.13	287.50
600-699	280.00-380.00	319.15	430.00	700-799	260.00-300.00	281.47	300.00
500-599	325.00-405.00	368.93	440.00	600-699	255.00-337.50	302.83	367.50
400-499	310.00-425.00	388.21	425.00	500-599	260.00-375.00	320.60	375.00
399-	360.00-490.00	422.50	490.00	400-499	320.00-402.50	373.82	402.50
				300-399	310.00-395.00	346.00	395.00

Stocker sale at Ontario Stockyards Inc: **May 2, 2024: 993 Stockers**

Steers	Price Range	Average	Top	Heifers	Price Range	Average	Top
900-999	245.00-320.00	301.40	320.00	900+	240.00-260.00	252.55	285.00
800-899	307.50-349.00	336.45	349.00	800-899	255.00-305.00	294.29	305.00
700-799	311.00-389.00	352.51	389.00	700-799	305.00-357.00	335.82	357.00
600-699	359.00-434.00	399.06	434.00	600-699	335.00-371.00	362.92	371.00
500-599	350.00-430.00	401.23	445.00	500-599	300.00-401.00	354.18	420.00
400-499	400.00-450.00	422.79	450.00	400-499	240.00-402.00	328.59	441.00
399-	360.00-470.00	431.64	525.00	300-399	280.00-365.00	317.72	395.00

ONTARIO STOCKER & FEEDER TRADE SPECIAL SPRING SALES

Stocker sale at Keady Livestock Market: **April 26, 2024 - 1,249 Stockers**

Steers	Price Range	Average	Top	Heifers	Price Range	Average	Top
900-999	322.50-342.00	337.21	342.00	900+	250.00-280.00	275.91	280.00
800-899	356.00-364.00	360.36	365.00	800-899	306.00-335.00	328.18	335.00
700-799	375.00-419.00	400.45	419.00	700-799	294.00-340.00	314.81	340.00
600-699	429.00-462.00	443.43	462.00	600-699	343.00-399.00	369.76	399.00
500-599	428.00-506.00	472.03	506.00	500-599	341.00-360.00	344.31	380.00
				400-499	315.00-370.00	351.25	370.00

Grass type cattle sold on a steady market with heavier cattle selling slightly higher.

Stocker sale at Rainy River Cattlemen's Sale- Stratton: **April 27, 2024 - 1,656 Stockers**

Steers	Price Range	Average	Top	Heifers	Price Range	Average	Top
900-999	207.50-308.00	279.70	308.00	900+	187.50-297.50	255.69	297.50
800-899	185.00-341.00	305.90	341.00	800-899	214.99-312.99	283.59	312.99
700-799	229.99-387.00	344.70	387.00	700-799	254.99-354.00	328.29	354.00
600-699	250.00-434.99	378.20	434.99	600-699	204.99-241.99	336.85	421.99
500-599	235.00-450.99	385.80	450.99	500-599	235.00-387.50	358.49	387.50
400-499	300.00-433.00	384.79	433.00	400-499	279.99-421.99	371.89	421.99
399-	325.00-442.49	391.80	442.49	300-399	354.99-412.50	389.40	412.50
Cows	136.00-229.99	173.19	229.99	Bulls 1600 lbs-	173.99-300.00	219.79	350.00
				Bulls 1600 lbs+	186.00-216.50	203.29	216.50

Stockers sold on a strong market with good buyer demand. Cows sold on a strong demand at high prices.

Stocker sale at Kawartha Lakes Community Sale Barn- 549 Stockers – Special Sale

Steers	Price Range	Average	Top	Heifers	Price Range	Average	Top
900-999	290.00-354.00	321.57	354.00	800-899	300.00-325.00	312.07	325.00
800-899	310.00-383.00	346.87	383.00	700-799	275.00-352.50	322.31	352.50
700-799	342.00-412.50	370.04	412.50	600-699	300.00-396.00	355.56	396.00
600-699	359.00-454.00	421.05	465.00	500-599	330.00-410.00	368.23	431.00
500-599	375.00-482.50	444.57	501.25	400-499	350.00-447.00	398.49	447.00
400-499	350.00-435.00	394.98	435.00	300-399	260.00-417.50	348.98	417.50
399-	345.00-400.00	372.70	400.00				

Peterborough & Victoria Counties Special Stocker Sale. Stockers sold actively at higher prices with keen buyer interest.

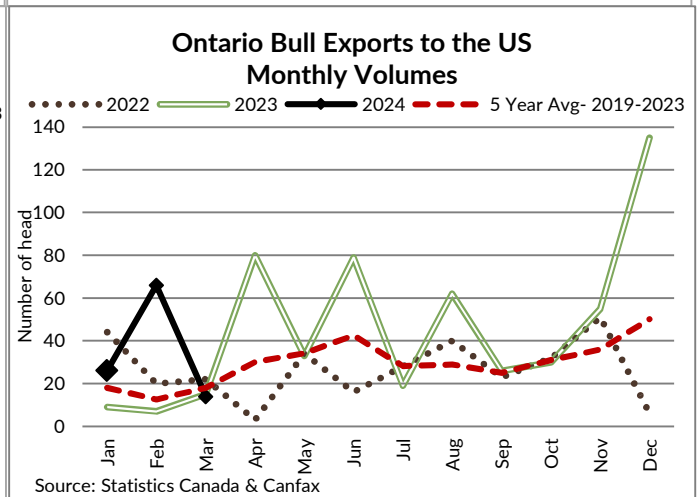
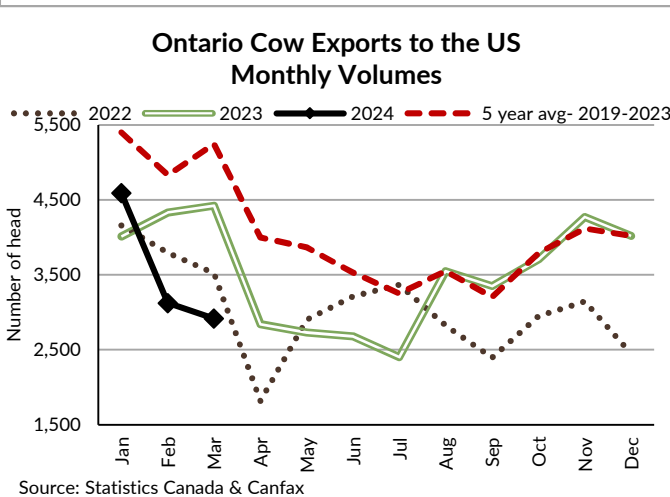
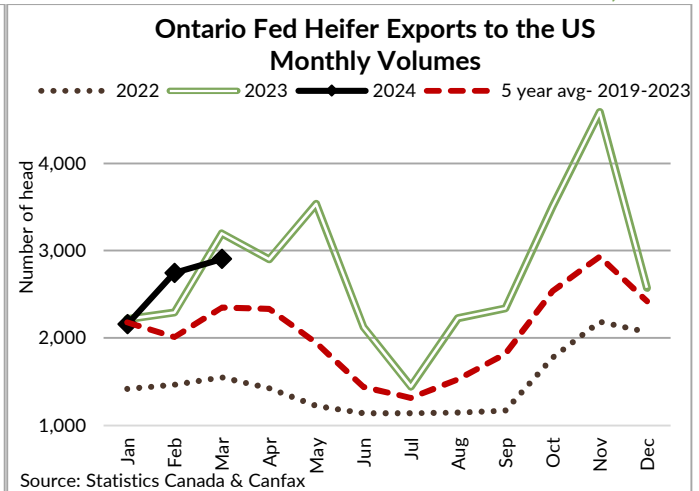
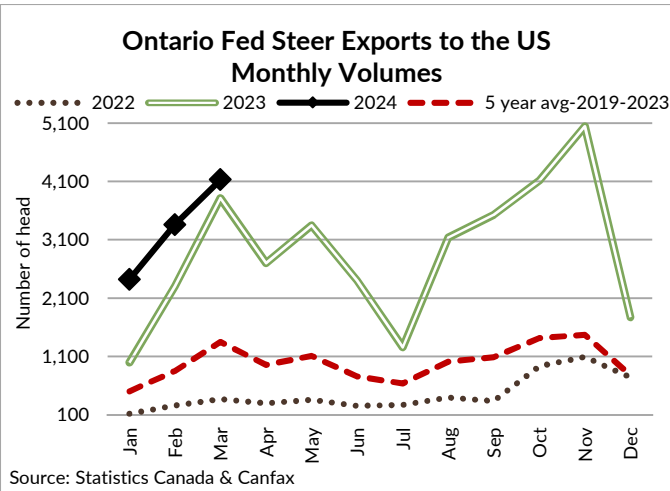
Stocker sale at Grey Bruce Livestock Cooperative/Wiarton: May 2, 2024- 344 Stockers

Steers	Range (\$/cwt)	Heifers	Range (\$/cwt)
800-900	319.50-333.00	700-800	314.00-434.00
700-800	348.00-427.00	500-700	335.00-387.00
600-700	375.00-436.00		
500-600	389.00-448.00		
		Guaranteed Open Heifers	282.00-362.00

Top quality grass cattle including Charolais cross, Red Angus, Black Angus, Hereford and Simmental, sold at prices higher than one year ago and on par with the current market trends.

WEEKLY LIVE CATTLE EXPORTS-ONTARIO

	Week ending Apr 13, 2024	Week ending Apr 6, 2024	Year to Date
Total live slaughter cattle exported through Ontario ports to the U.S.	3,213	3,379	41,933
Steers & Heifers & Cows	3,089	3,332	40,146
Bulls	124	47	1,787



MONTHLY LIVE CATTLE EXPORTS TO THE U.S. FROM ONTARIO (Canfax/Stats Canada)

	Mar 2024	YTD 2024	Jan 1-Mar 2023	% change from 2023
Steers	4,131	9,912	7,123	+39%
Heifers	2,904	7,808	7,710	+1%
Cows	2,918	10,636	12,773	-17%
Bulls	19	111	31	+258%
Feeders	14	96	421	-77%
Total	9,986	28,563	28,058	+2%

ONTARIO- FEDERALLY INSPECTED PROCESSING-Canfax/CBGA

	Week Ending Apr 27, 2024	# of hd change from week ago	YTD	% Change (Week Ago)	% Change (Year Ago)
Grand Total	10,573	+373	163,398	+3.7%	-6.7%

CANADIAN- FEDERALLY INSPECTED PROCESSING-Canfax/CBGA

	Week Ending Apr 27, 2024	# of hd change from week ago	YTD	% Change (Week Ago)	% Change (Year Ago)
Grand Total	56,053	-3,850	1,013,949	-6%	-3%
Western Processing	43,683	-4,242	812,520	-9%	-2%
Eastern Processing	12,190	+392	201,429	+3%	-6%

AVERAGE CARCASS WEIGHTS – CANADA-Canfax/CBGA

	Steers	Heifers
Apr 27, 2024	904	863
Apr 20, 2024	946	857
Apr 29, 2023	884	837

AVERAGE CARCASS WEIGHTS – ONTARIO-Canfax/CBGA

	Steers	Heifers
Apr 27, 2024	993	872
Apr 20, 2024	1,007	859
Apr 29, 2023	959	859

USDA ESTIMATED CATTLE PROCESSING VOLUME

	Week Ending May 4, 2024	Previous Week	Year Ago
Grand Total	619,000	613,000	621,000

QUEBEC ELECTRONIC AUCTION MARKET (F.O.B. THE FEEDLOT)

	Price	Change from Last Week
For the week ending May 2, 2024	405.25	+0.40

ALBERTA DIRECT TRADE

Alberta's direct trade: for the week ending May 2, 2024

Steers	Live- FOB	N/T	Rail- FOB	428.50-430.50
Heifers	Live- FOB	N/T	Rail- FOB	429.00-430.50

U.S. TRADE (U.S. funds)

The U.S. cash cattle trade: for the week ending May 2, 2024

Choice and Select Steers and Heifers:	Live	182.00-189.00
	Rail	292.00-296.00

U.S. BOXED BEEF CUT-OUT VALUES (U.S. funds)

	Choice 600-900	Select 600-900
Current Five Day Average	295.09	288.99

BEEF EXPORTS – CANADA (AAFC)

	Change from last year YTD	Mexico Jan 1- Feb 29/2024	Change from last year YTD
United States Jan 1- Feb 29/2024			
Total	+9% or +5,205 tonnes	6,371 tonnes	+2% or +97 tonnes
Japan Jan 1- Feb 29/2024			
Total	-7% or -648 tonnes	2,780 tonnes	-9% or -260 tonnes
Viet Nam Jan 1- Feb 29/2024		Total Beef Exports Jan 1- Feb 29/2024	Change from last year YTD
Total	-26% or -640 tonnes	88,028 tonnes	+5% or +4,088 tonnes

LIVE CATTLE – CANADA (AAFC)

IMPORTS	Import % change from 2023 YTD	EXPORTS	Export % change from 2023 YTD
Jan 1- Feb 29/2024		Jan 1- Apr 13/24	
Pure bred	524 -29%	Processing steers, heifers & cows	182,504 +16%
Non-pure bred	43,850 -17%	Feeder cattle & calves	40,977 +6%
		Bulls	5,967 -23%

BEEF PRODUCTION – CANADA (AAFC)

	Jan 1 – Apr 20, 2024	Last Year Same Time	% Change
Fed	337,369 tonnes	331,880 tonnes	+2%
1Non-fed	55,507 tonnes	56,812 tonnes	-2%

BEEF IMPORTS – CANADA (AAFC)

	Jan 1 – Apr 20, 2024	Last Year Same Time	% Change
United States	26,265 tonnes	28,451 tonnes	-8%
Uruguay	6,635 tonnes	5,586 tonnes	+19%
Australia	7,735 tonnes	3,326 tonnes	+133%
New Zealand	2,590 tonnes	4,147 tonnes	-38%
Mexico	5,481 tonnes	3,292 tonnes	+67%
Non-CUSMA	22,762 tonnes	14,832 tonnes	+53%
EU-27 (beef/veal total)	3,805 tonnes	3,004 tonnes	+27%
Total	55,938 tonnes	50,858 tonnes	+10%

CHICAGO MERCANTILE EXCHANGE

Closing quotes on futures **today** were as follows:

Live Cattle			Feeder Cattle			Corn		
Jun	176.67	-0.12	May	243.30	-0.30	May	4.470	-5.0
Aug	174.57	+0.62	Aug	254.75	-0.47	Jul	4.602	+0.4
Oct	178.05	+0.67	Sep	255.77	-0.20	Sep	4.692	+2.2
Dec	182.37	+0.40	Oct	256.12	+0.05	Dec	4.826	+3.2
Feb	185.95	+0.30	Nov	255.40	+0.12	Mar	4.952	+3.0
Apr	188.35	+0.32	Jan	252.72	+0.17	May	5.034	+3.0

Soybeans			Soft Red Winter Wheat			Canadian \$		
	<i>US \$/bu</i>			<i>US \$/bu</i>				
May	12.016	+11.6	May	6.060	+19.4	Spot	73.09	-0.06
Jul	12.150	+16.0	Jul	6.224	+18.2	Jun	73.14	-0.06
Aug	12.154	+16.0	Sep	6.430	+18.6	Sep	73.28	-0.05
Sep	12.002	+14.4	Dec	6.684	+18.0	Dec	73.41	-0.06
Nov	12.010	+13.2	Mar	6.882	+16.6	Mar	73.55	-0.06
Jan	12.114	+12.4	May	6.986	+15.6	Jun	73.65	-0.08

Beef Farmers of Ontario | Phone: 519.824.0334 | Fax: 519.824.9101 | Email: markets@ontariobeef.com

ONTARIO STOCKER & FEEDER SPECIAL FALL SALES

May 4	10:00 am	Thessalon- Algoma Livestock Co-op	Special Spring Stocker Sale
May 4	11:00 am	Denfield Livestock Exchange	Vaccinated Calf & Yearling Sale
May 7	11:00 am	Ontario Stockyards Inc	All Vaccinated Stocker Sale - 800 expected
May 9	no sale	Ontario Stockyards Inc	No Reg sale due to Ascension Day Holiday
May 13	7:00 pm	Maple Hill Auctions Ltd	Special Spring Stocker Sale
May 14	end of reg sale	Keady Livestock Market	Bred Cow & Calf Sale-Herd Dispersal
May 15	10:00 am	Kawartha Lakes Community Sale Barn	Special Spring Stocker Sale
May 24	6:30 pm	Maple Hill Auctions Ltd	Bred Cows/Cow/Calf Pairs & Bull Sale

Comments for the week ending May 2, 2024

583 fed steers and heifers sold through auction markets this week up 13 head from the previous week and 10 more than last year at this time. Fed steers saw a full trading range from \$234.47-\$250.94 cwt averaging \$244.72 up \$5.24 from the week before and \$19.71 stronger than year ago prices. Fed heifers sold from \$233.76-\$245.75 averaging \$240.79 up \$4.61 cwt from last week and \$18.38 higher than last year at this time. Auction markets reported trade as active with prices fully steady and firm to \$2.00-\$5.00 cwt higher.

The Ontario railgrade market this week was very light in volume with trade reported at \$407.00 cwt dressed for steers and \$406.00 for heifers with delivery for the weeks of May 13th to May 20th. On average the weekly price is up \$1.75 from the week before. U.S. packer interest continues in Ontario with prices at a slight premium to local deals. This week's average price is up \$32.00 cwt from the same time last year.

Much larger volumes of cull cows came to market this week with 2,792 head sold which is the largest weekly volume this year. Volumes were noted by auctions to be larger on the dairy breeds due to a change in incentive days. A northern sale this week also saw good volumes of beef breeds noted. This week's total volume is 825 head higher than last week and 700 more than the same time last year. Cows sold from \$120.26-\$166.95 averaging \$142.00 down \$0.91 on average from last week but up \$26.86 from year ago prices. Auction markets reported trade as active at steady prices to start the week. By Tuesday trade was active with prices reported as slightly higher to \$3.00-\$5.00 cwt higher with one market noting beef cows higher and dairy breeds slightly lower due to volume. By mid-week trade was steady to slightly lower and ended the week continuing strong. 537 beef cows were sold this week up 182 head from the week before with beef cows averaging \$158.14 cwt up \$4.90 from last week's weighted

average beef cow price. 2,255 dairy cows sold up 643 head from the week before averaging \$137.97 down \$2.38 cwt from last week's weighted average dairy cow price.

Larger receipts of 7,981 stocker and feeder cattle sold through auction markets this week up 2,404 head from the previous week and 159 more than last year at this time, with a couple of special stocker sales included. Auction markets reported calves as trading at fully steady prices to start. By mid-week a special vaccinated sale saw calves selling actively at higher prices with keen buyer interest. By week's end trade was steady to stronger on top quality calves with medium quality and plainer types selling easier. Grass cattle were reported as steady. Yearlings were steady to start. By mid-week heavier cattle were reported as active at slightly higher to stronger prices and ended the week steady to stronger with plainer types under pressure. Actual average prices for this week saw steers 400-500 lbs up \$2.69 cwt from last week, 500-600 lbs down \$8.84, 600-700 lbs up \$4.89, 700-800 lbs up \$14.92, 800-900 lbs up \$8.56, 900-1000 lbs down \$0.37 and steers 1000 lbs up \$1.83 cwt from last week's weighted average prices. Heifers from 300-400 lbs averaged \$28.94 cwt easier, 400-500 lbs down \$7.72, 500-600 lbs up \$2.05, 600-700 lbs up \$27.26, 700-800 lbs up \$8.72, 800-900 lbs up \$6.74 while heifers 900 lbs plus averaged \$12.03 cwt lower than last week on average.

The Quebec electronic market this week sold at \$405.25 cwt dressed on a picked-up basis, up \$0.40 from the previous week's trade on average.

Alberta direct trade this week was noted by Canfax as steady to last week in volume and prices, with sales reported from \$430.00-\$432.00 cwt delivered on a dressed basis. Canfax reports "Most of the cattle that traded would be picked up in 1-2 weeks. Alberta fed cash to futures basis did strengthen, basis levels are the strongest they have been this year. Fed cattle prices continue to trade at record high levels, as a result some producers did sell more cattle than they initially planned on this week. With more fed calves entering the processing mix look for carcass weights to drop dramatically."

The U.S. cash cattle trade for the week ending April 26th was moderate to active in volume with business in the south starting out fully steady at \$182.00 cwt live but by Friday trade in Kansas was noted at \$184.00 live up \$2.00 cwt. In the north trade was reported from \$292.00-\$295.00 cwt dressed, mainly \$294.00 up \$2.00 while live trade in the north ranged mainly from \$184.00-\$186.00 up \$1.00-\$2.00. Overall average prices for the week, reported by the USDA Mandatory Price Report, saw live steers average \$184.15 up \$1.48 cwt while live heifers averaged \$183.73 up \$1.21 from the previous week's weighted average prices. On the rail steers averaged \$294.39 up \$2.04 cwt dressed while heifers averaged \$294.28 up \$2.09.

The U.S. cash cattle trade early week was limited but steady, with live trade noted in Nebraska from \$185.00-\$186.00 and dressed deals at \$294.00 but not enough to establish a market. A light test on Wednesday in the north was \$1.00 cwt stronger at \$295.00 dressed while the south remained at a standstill. Trade on Thursday was light to moderate in the north with sales ranging from \$185.00-\$188.00 live, mainly \$186.00-\$187.00 cwt up \$1.00-\$2.00 from last week while dressed deals ranged from \$292.00-\$296.00, mostly \$295.00 up \$1.00 on average. Bids in the south at \$182.00 live did not get any cattle bought. Asking prices are holding firm with at \$185.00-\$186.00 live in the south and \$297.00 plus dressed in the north. Today a light trade is starting to develop in the south at \$184.00 live, up \$2.00 from last week but some sellers in the south are still holding out for asking prices. Bids in the north are steady to Thursday's trade but no sales are noted at this time. Business is expected to continue this afternoon especially in the south.