



DAILY MARKET INFORMATION REPORT – FRIDAY Oct 25, 2024

ONTARIO DIRECT TO PACKER RAILGRADE CATTLE TRADE

Prices are on a carcass weight basis before grade and weight discounts:

A Grade Steers	\$406.00/cwt with delivery for the week of November 4 th
A Grade Heifers	\$405.00/cwt with delivery for the week of November 4 th

ONTARIO LIVE CATTLE TRADE

Today at Brussels Livestock: **1,575 Head** * Yearlings not yet sold at time of reporting full result will be posted Monday*

Steers	Price Range	Average	Top	Heifers	Price Range	Average	Top
1000+	315.00-319.00	316.86	319.00	900+	288.00-310.00	305.00	310.00
900-999	329.00-339.50	336.00	339.50	800-899	294.00-319.25	308.65	335.00
800-899	304.00-358.00	339.14	367.00	700-799	321.50-349.00	336.32	349.00
700-799	342.50-376.00	358.95	387.00	600-699	317.50-370.00	343.49	385.00
600-699	360.00-415.00	391.65	424.00	500-599	325.00-411.00	374.66	415.00
500-599	415.00-450.00	439.05	475.00	400-499	345.00-420.00	382.50	445.00
400-499	442.50-500.00	489.09	517.00	399-399	365.00-510.00	453.21	510.00
399-	456.00-525.00	479.67	525.00				

Calves are selling on a strong active trade at prices \$3.00-\$5.00 higher. Yearlings not yet sold at time of reporting.
Nov 8th @10:00 am – Angus/Hereford Influence Calf Sale

Today at Community Livestock Exchange: **624 Head**

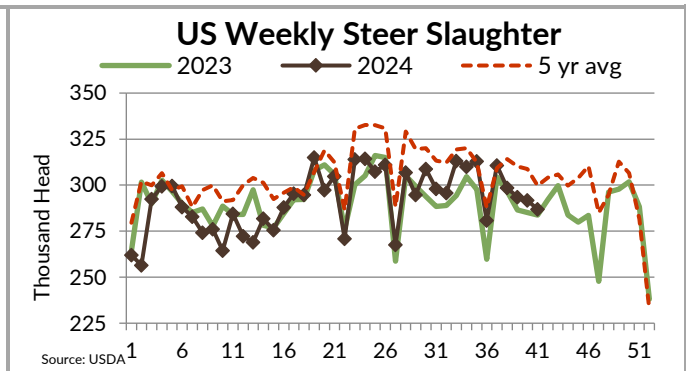
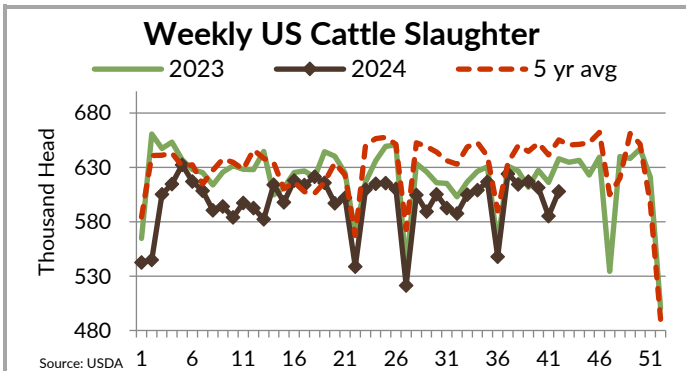
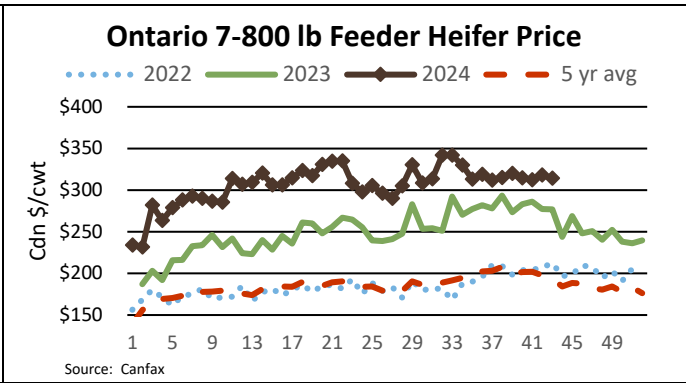
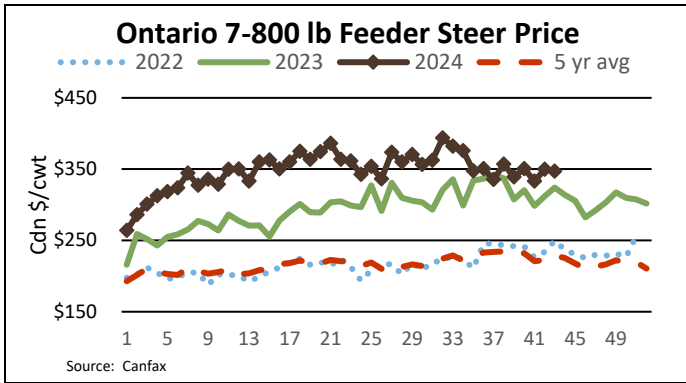
Steers	Price Range	Average	Top	Heifers	Price Range	Average	Top
800-899	291.00-341.00	324.40	341.00	900+	267.49-314.99	304.49	314.99
700-799	300.00-391.00	358.30	391.00	800-899	285.99-320.99	316.90	320.99
600-699	335.00-432.50	409.19	432.50	700-799	250.00-335.99	314.10	335.99
500-599	364.99-505.99	446.19	505.99	600-699	304.00-385.99	338.49	385.99
400-499	300.00-537.50	484.10	537.50	500-599	289.99-416.99	360.99	416.99
				400-499	320.00-465.00	406.40	465.00

Jan 24th @11:00 am – Quinte Cattlemen's Sale

Ontario auction sales on **Thursday** saw weighted prices for:

	Volume	Price Range	Average	Top
Large & Medium Frame Fed Steers +1250 lb	76	235.50-248.25	242.29	249.00
Large & Medium Frame Fed Heifers +1000 lb	29	220.00-243.00	235.50	245.00
Fed Steers, Dairy & Dairy Cross +1250 lb	44	212.00-240.00	224.82	240.00
Fed Heifers, Dairy & Dairy Cross +1000 lb	29	220.00-243.00	235.50	245.00
Cows	460	126.60-160.18	144.94	234.00
Bulls under 1600 lb	7	176.86-200.00	189.71	250.00
Bulls over 1600 lb	10	191.75-222.25	208.15	235.00
Veal 600 lb and over	100	235.12-277.56	260.92	295.00

To check out individual auction market results on the BFO website go to <https://www.ontariobeef.com/market-info/auction-reports/individual-auction-market-reports>



ONTARIO STOCKER & FEEDER TRADE

Stocker sale at Ontario Livestock Exchange: **Oct 24, 2024 - 758 Stockers**

Steers	Price Range	Average	Top	Heifers	Price Range	Average	Top
700-799	245.00-365.00	303.42	380.00	700-799	275.00-325.00	305.00	335.00
600-699	350.00-480.00	433.94	480.00	600-699	305.00-466.00	394.50	466.00
500-599	385.00-520.00	459.02	520.00	500-599	345.00-470.00	432.73	470.00
400-499	440.00-545.00	510.99	545.00	400-499	365.00-460.00	425.48	485.00
399-	430.00-560.00	512.10	560.00	300-399	420.00-495.00	460.88	570.00

Good stockers sold at steady prices with premium calves selling stronger. **Vaccinated stocker sales every Wednesday at 1:00 pm!**

Stocker sale at Ontario Stockyards Inc - **Oct 24, 2024 - 1,351 Stockers**

Steers	Price Range	Average	Top	Heifers	Price Range	Average	Top
1000+	200.00-310.00	285.35	310.00	900+	271.00-313.50	302.15	313.50
900-999	255.00-342.00	315.79	342.00	800-899	245.00-317.50	291.10	317.50
800-899	317.00-344.00	333.05	344.00	700-799	272.50-340.00	315.55	342.50
700-799	327.50-384.00	355.58	384.00	600-699	300.00-390.00	341.97	390.00
600-699	327.50-409.00	368.98	421.00	500-599	340.00-400.00	368.86	400.00
500-599	350.00-439.00	398.77	455.00	400-499	350.00-430.00	384.51	430.00
400-499	365.00-480.00	428.19	515.00	300-399	266.00-460.00	385.50	460.00
399-	345.00-500.00	422.44	530.00				

Steers sold just steady, heifers sold fully steady to stronger. Yearlings sold higher. **Nov 5th @11:00 am - Special All Vaccinated Calf Sale**

U.S. BOXED BEEF CUT-OUT VALUES (U.S. FUNDS)

	Choice	Select
Cutout Values (noon estimate):	600-900 322.24	600-900 295.08
Change (from yesterday's close):	+1.07	+0.74
Current Five Day Average:	322.01	295.07

QUEBEC ELECTRONIC AUCTION MARKET (F.O.B. THE FEEDLOT)

For the week ending Oct 24, 2024

Price
\$403.00-\$403.75

Change from Last Week
+0.34

ALBERTA DIRECT TRADE

Alberta direct trade so far this week saw light trade develop with dressed sales reported at \$403.00-\$408.00/cwt delivered, steady to \$3.00/cwt higher than the previous week. Lift times are all over the map depending on which packer bought cattle. Cattle traded were scheduled for the second half of November to second half of December delivery. US packer interest was noted with light volumes of Western Canadian fed cattle marketed South on a formula price. Western Canadian fed prices are the lowest since April while US fed prices are very close to record high levels.

Steers	Live- FOB	N/T	Rail- del	403.00-408.00
Heifers	Live- FOB	N/T	Rail- del	403.00-408.00

U.S. TRADE (U.S. FUNDS)

The U.S. cash cattle trade saw active trade in all four major feeding states yesterday. In Texas and Kansas live sales was reported from \$189.00-\$191.00/cwt, \$2.00/cwt stronger than last week. In the Northern feeding states dressed sales were reported at mostly \$298.00/cwt, traded \$2.00/cwt higher. While Live sales were reported from \$190.00-\$192.00/cwt, traded \$2.00-\$3.00/cwt higher than last week. USDA is scheduled to release its October 1st cattle on feed report this afternoon. Pre-report estimates are indicating September feedlot placements to be 4% lower than last year while fed cattle marketings are projected to be 2% larger. October 1st cattle on feed inventories are expected to be slightly below last year.

Choice and Select Steers and Heifers:	Live	189.00-192.00
	Rail	298.00-302.00

CHICAGO MERCANTILE EXCHANGE

Closing quotes on futures **today** were as follows:

Live Cattle			Feeder Cattle			Corn		
Oct	189.70	+0.40	Oct	249.62	+0.22	Dec	4.152	-6.2
Dec	189.15	-0.10	Nov	248.57	+0.05	Mar	4.294	-5.4
Feb	189.92	-0.02	Jan	245.62	+0.10	May	4.372	-4.4
Apr	190.35	+0.00	Mar	243.97	+0.10	Jul	4.414	-3.6
Jun	183.27	-0.02	Apr	244.92	-0.12	Sep	4.354	-2.4
Aug	180.30	-0.17	May	245.27	-0.30	Dec	4.406	-2.6
Soybeans			Soft Red Winter Wheat			Canadian \$		
	US \$/bu			US \$/bu				
Nov	9.876	-8.4	Dec	5.690	-12.4	Spot	72.01	-0.15
Jan	9.974	-7.4	Mar	5.892	-11.4	Dec	72.12	-0.17
Mar	10.090	-7.0	May	6.000	-10.4	Mar	72.36	-0.16
May	10.240	-6.2	Jul	6.056	-9.4	Jun	72.60	-0.15
Jul	10.356	-6.0	Sep	6.162	-8.0	Sep	72.79	-0.14
Aug	10.370	-5.4	Dec	6.302	-7.0	Dec	72.95	-0.15

ONTARIO STOCKER & FEEDER SPECIAL FALL SALES

Oct 26	9:00 am	Keady Livestock	Bruce Peninsula Charolais Calf Producers Sale- Presort
Oct 26	12:00 pm	Kawartha Lakes Sales Barn	Special Stocker Sale
Oct 28	1:00 pm	David Carson Farms	Fall Stocker Sale
Oct 28	7:00 pm	Maple Hill Auctions Ltd	Local Vaccinated Calf Sale
Oct 29	9:00 am	Keady Livestock	Georgian Bay Charolais Calf Producers Sale-Presort
Oct 30	12:00 pm	Aylmer Stockyards	Fall Stocker sale-in reg sale
Oct 30	1:00 pm	Vankleek Hill Livestock Exchange	Fall Stocker sale-in reg sale
Oct 31	9:00 am	Keady Livestock	Bluewater Calf Producers Sale-Presort
Oct 31	10:00 am	Grey Bruce Livestock Co-op -Wiaraton	Fall Calf Sale- 90% vaccinated
Nov 1	12:00 pm	Temiskaming Livestock	Bred Cow Sale
Nov 1	7:00 pm	Cargill Auction Market	Local Calf & Yearling Sale
Nov 2	8:30 am	Rainy River Cattlemens Sale- Stratton	Stockers, cows and bulls
Nov 2	9:00 am	Keady Livestock	Central Ontario Calf Producers Sale-selling in owner lots
Nov 2	11:00 am	Denfield Livestock Exchange	Local Vaccinated Calf Sale
Nov 5	11:00 am	Ontario Stockyards Inc	Special All Vaccinated Calf Sale
Nov 6	10:00 am	Kawartha Lakes Sales Barn	Peterborough Cattlemen/ Victoria Beef Producers -
Nov 8	9:00 am	Keady Livestock	Special Local Calf Sale,
Nov 8	10:00 am	Brussels Livestock	Angus/Hereford Influence Calf Sale