



DAILY MARKET INFORMATION REPORT – FRIDAY Aug 2, 2024

ONTARIO DIRECT TO PACKER RAILGRADE CATTLE TRADE

Prices are on a carcass weight basis before grade and weight discounts:

A Grade Steers **\$420.00/cwt with delivery the week of August 19th**
 A Grade Heifers **\$419.00/cwt with delivery the week of August 19th**

ONTARIO LIVE CATTLE TRADE

Today at Brussels Livestock: **800 Head**

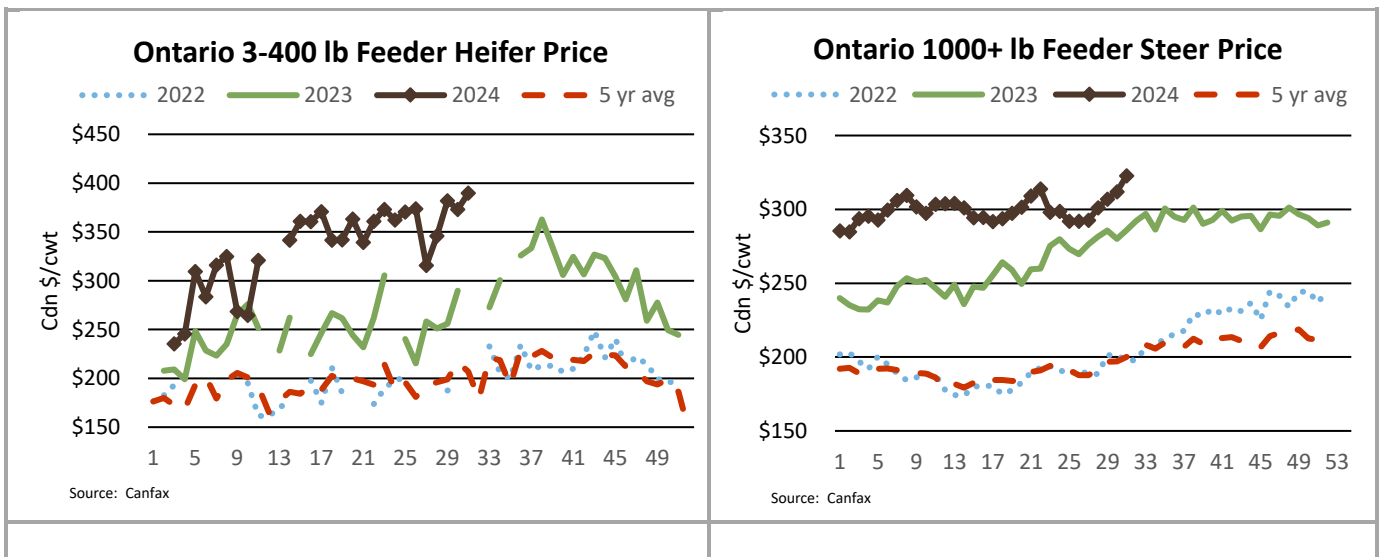
Steers	Price Range	Average	Top	Heifers	Price Range	Average	Top
1000+	304.00-328.00	316.60	332.00	900+	302.00-337.50	318.56	337.50
900-999	327.00-344.00	335.65	356.00	800-899	285.00-337.00	319.33	337.00
800-899	369.00-390.00	377.21	390.00	700-799	320.50-360.00	338.83	360.00
700-799	396.00-411.50	399.88	411.50	600-699	342.00-405.00	377.81	415.00
600-699	442.00-474.00	452.40	474.00	500-599	417.00-447.00	432.29	447.00
500-599	400.00-555.00	511.11	555.00				
400-499	515.00-555.00	544.41	555.00				

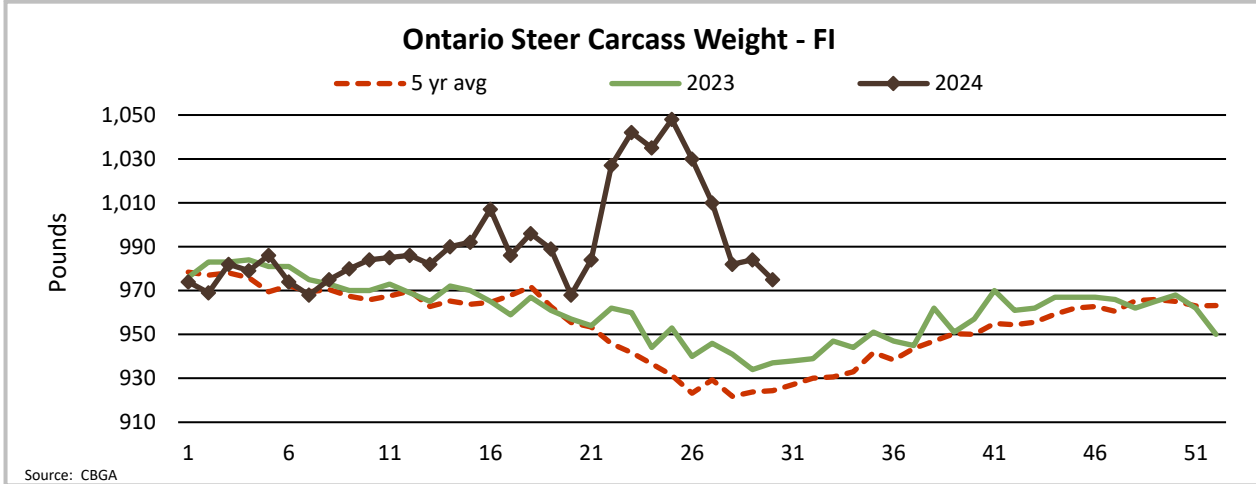
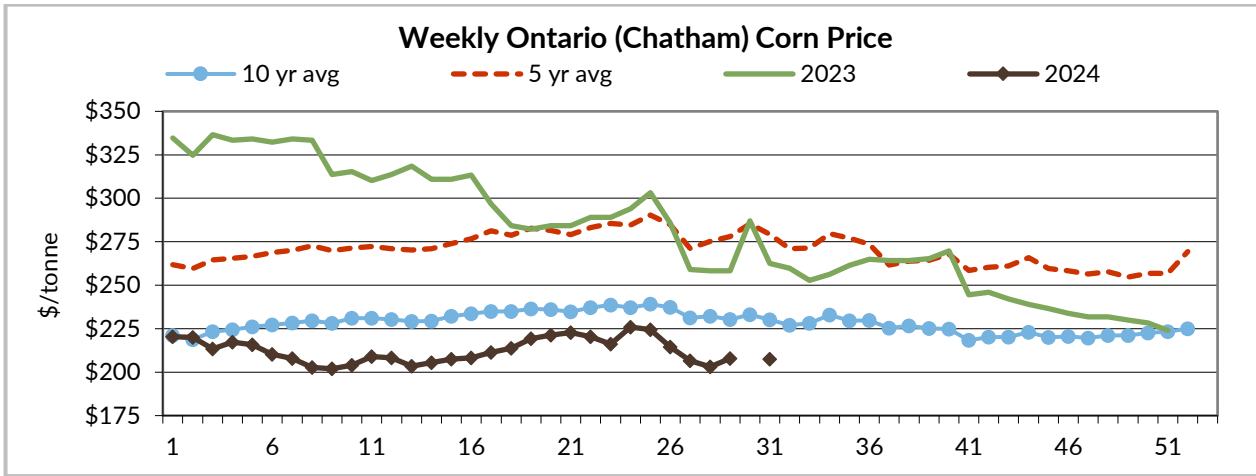
Calves sold fully steady. Yearlings steer sold \$2.00-\$4.00 higher. Yearling heifer sold \$8-\$10.00 higher.

Ontario auction sales on **Thursday** saw weighted prices for:

	Volume	Price Range	Average	Top
Large & Medium Frame Fed Steers +1250 lb	62	235.00-256.00	246.73	258.50
Large & Medium Frame Fed Heifers +1000 lb	23	222.00-253.00	237.97	253.00
Fed Steers, Dairy & Dairy Cross +1250 lb	18	187.00-236.00	219.73	236.00
Fed Heifers, Dairy & Dairy Cross +1000 lb	22	218.95-235.68	226.43	238.00
Cows	341	130.85-190.90	162.89	240.00
Bulls under 1600 lb	4	206.50-240.50	223.50	258.00
Bulls over 1600 lb	7	180.00-224.00	208.33	224.00
Veal 600 lb and over	138	230.12-262.95	248.09	289.00

To check out individual auction market results on the BFO website go to <https://www.ontariobeef.com/market-info/auction-reports/individual-auction-market-reports>





Source: CBGA

ONTARIO STOCKER & FEEDER TRADE

Stocker sale at Ontario Livestock Exchange: **Aug 1, 2024 - 243 Stockers**

Steers	Price Range	Average	Top	Heifers	Price Range	Average	Top
800-899	285.00-370.00	318.75	385.00	900+	232.50-287.50	274.09	287.50
700-799	350.00-395.00	373.95	395.00	700-799	275.00-325.00	296.04	385.00
600-699	365.00-450.00	406.02	450.00	600-699	260.00-380.00	325.00	380.00
500-599	295.00-545.00	428.59	545.00	500-599	320.00-410.00	355.14	417.50
400-499	450.00-515.00	493.41	515.00				

Stockers sold quite active at firm to higher prices. *Vaccinated stocker sales every Wednesday at 1:00 pm!*

Stocker sale at Ontario Stockyards Inc - **Aug 1, 2024 - 346 Stockers**

Steers	Price Range	Average	Top	Heifers	Price Range	Average	Top
700-799	332.50-440.00	395.75	440.00	800-899	285.00-360.00	332.50	360.00
600-699	320.00-466.00	402.00	466.00	700-799	285.00-350.00	321.63	385.00
500-599	335.00-530.50	430.45	530.50	600-699	300.00-393.00	347.36	416.00
400-499	325.00-535.00	456.88	535.00	500-599	332.50-456.00	388.40	456.00
				400-499	345.00-500.00	436.76	500.00

All classes of calves sold on a sharply stronger market while yearlings sold fully steady to \$3 stronger.

U.S. BOXED BEEF CUT-OUT VALUES (U.S. FUNDS)

	Choice 600-900	Select 600-900
Cutout Values (noon estimate):	313.77	297.17
Change (from yesterday's close):	+0.98	-0.29
Current Five Day Average:	314.12	299.59

QUEBEC ELECTRONIC AUCTION MARKET (F.O.B. THE FEEDLOT)

For the week ending Aug 1, 2024

Price
412.50-412.75

Change from Last Week

-

ALBERTA DIRECT TRADE

Alberta direct trade on Thursday saw light trade with dressed sales at \$430.00/cwt delivered, \$2.00/cwt higher than the previous week. Cattle that traded were being booked for the second half of August to first half of September delivery. Alberta fed basis levels did strengthen this week. Showing how strong the fed market has been for the first seven months of this year.

Steers	Live- FOB	N/T	Rail- del	428.00
Heifers	Live- FOB	N/T	Rail- del	428.00

U.S. TRADE (U.S. FUNDS)

The U.S. cash cattle trade saw light trade traded in the South yesterday with live sales at \$188.00/cwt, trade steady to \$2.00/cwt lower than last week. In the Northern feeding states live sales were at \$196.00/cwt while dressed sales were reported at \$310.00/cwt, \$2.00/cwt lower than the previous week. Today, prices in Kansas are steady at \$188.00/cwt live, and a few cattle have traded in Nebraska at \$196.00/cwt live.

Choice and Select Steers and Heifers:	Live	188.00-198.50
	Rail	308.00-311.00

CHICAGO MERCANTILE EXCHANGE

Closing quotes on futures **today** were as follows:

Live Cattle			Feeder Cattle			Corn		
Aug	184.10	-0.70	Aug	249.65	-3.50	Sep	3.864	+4.4
Oct	182.07	-1.65	Sep	248.15	-3.65	Dec	4.032	+4.6
Dec	182.20	-2.40	Oct	246.57	-4.30	Mar	4.206	+5.4
Feb	183.32	-2.50	Nov	245.32	-4.70	May	4.320	+5.6
Apr	184.42	-2.57	Jan	243.10	-4.27	Jul	4.392	+5.4
Jun	178.17	-2.25	Mar	243.25	-4.35	Sep	4.422	+5.4

Soybeans			Soft Red Winter Wheat			Canadian \$		
	<i>US \$/bu</i>			<i>US \$/bu</i>				
Aug	10.292	+7.2	Sep	5.390	+7.0	Spot	72.10	+0.08
Sep	10.180	+9.0	Dec	5.622	+5.4	Sep	72.14	+0.08
Nov	10.272	+10.6	Mar	5.834	+5.2	Dec	72.23	+0.11
Jan	10.440	+11.6	May	5.952	+5.0	Mar	72.39	+0.09
Mar	10.586	+12.0	Jul	5.980	+4.6	Jun	72.49	+0.03
May	10.712	+11.2	Sep	6.062	+3.6	Sep	72.58	-0.001

Beef Farmers of Ontario | Phone: 519.824.0334 | Fax: 519.824.9101 | Email: markets@ontariobeef.com