



DAILY MARKET INFORMATION REPORT – THURSDAY May 2, 2024

ONTARIO DIRECT TO PACKER RAILGRADE CATTLE TRADE

Prices are on a carcass weight basis before grade and weight discounts:

Price reported for Wednesday May 1, 2024

A Grade Steers	407.00- delivery the week of May 13 th - 20 th
A Grade Heifers	406.00- delivery the week of May 13 th - 20 th

ONTARIO LIVE CATTLE TRADE

Today at Ontario Livestock Exchange: 250 Fed cattle, 500 Cows, 425 Stockers

	Price Range	Top
Good Fed Steers	240.00-248.00	257.00
Good Fed Heifers	232.00-247.00	
Holstein Steers	199.00-211.00	
Good Cows	137.00-159.00	208.00
Stocker Steers 700 lb +	288.00-369.00	
Lightweight Steers	338.00-440.00	490.00
Stocker Heifers 700 lb +	259.00-287.50	
Lightweight Heifers	313.00-402.00	480.00

Fed cows continued at strong prices. Fed steers and heifers sold actively at firm prices with Holstein steers selling at steady prices. Stockers sold steady to stronger. *Special Vacc Stocker Sales every Wed @ 1:00 pm.*

Today at Ontario Stockyards Inc: 893 stockers- Sale in progress. Final results will be available Friday.

Steers	Price Range	Average	Top	Heifers	Price Range	Average	Top
900-999	290.00-320.00	305.28	320.00	800-899	280.00-305.00	300.67	305.00
800-899	310.00-349.00	337.14	349.00	700-799	318.00-347.00	335.57	357.00
700-799	340.00-289.00	358.32	389.00	600-699	320.00-371.00	346.77	371.00
600-699	380.00-434.00	410.49	434.00	500-599	315.00-382.50	356.84	420.00
500-599	395.00-430.00	409.62	445.00	400-499	350.00-410.00	385.42	441.00
400-499	355.00-430.00	406.18	450.00	300-399	335.00-395.00	373.00	395.00
300-399	430.00-425.00	479.69	525.00				

All classes of cattle sold fully steady. *May 7th @ 11:00 am- All vaccinated Stocker Sale!*

Today at Brussels Livestock: 210 Veal

	Price Range	Top
Good Beef Veal	N/T	
Good Holstein Veal	220.00-228.00	
Slightly Heavy Holstein Veal	215.00-225.00	
Heavy Holstein 800 lb +	180.00-223.00	
Medium Holstein Veal	210.00-219.00	
Plain Holsteins	190.00-209.00	

Veal sold steady. Drop calves sold from \$500.00-\$1250.00 per head *Stocker Sales every Fri @ 10:00 am.*

Today at Grey Bruce Livestock Cooperative/Wiarton: 344 Stockers

Steers	Range (\$/cwt)	Heifers	Range (\$/cwt)
800-900	319.50-333.00	700-800	314.00-434.00
700-800	348.00-427.00	500-700	335.00-387.00
600-700	375.00-436.00		
500-600	389.00-448.00	Guaranteed Open Heifers	282.00-362.00

Top quality grass cattle including Charolais cross, Red Angus, Black Angus, Hereford and Simmental, sold at prices higher than one year ago and on par with the current market trends.

At Aylmer Stockyards Inc.: **May 1, 2024 – 28 Veal, 261 Cows, 28 Fed cattle, 74 Stockers, 3 Bulls**

	Price Range	Average	Top
Fed Heifers, dairy & dairy cross 1000+ lbs	151.00-225.00	197.59	225.00
Cows	103.00-187.99	142.99	208.00
Veal calves 600 lbs +	176.00-295.00	221.30	295.00

155 replacement calves sold between \$35.00 - \$1500.00 for an average of \$959.98 per head. **Special stocker sales the last Wednesday of each month @ 12:30 pm!**

Ontario auction sales on **Wednesday** saw weighted prices for:

	Volume	Price Range	Average	Top
Large & Medium Frame Fed Steers +1250 lbs	12	200.00-242.00	225.91	246.00
Large & Medium Frame Fed Heifers +1000 lbs	16	180.44-230.12	205.88	236.00
Fed Heifers, Dairy & Dairy Cross + 1000 lbs	44	152.64-218.05	190.26	225.00
Cows	764	113.48-170.73	139.07	208.00
Bulls, under 1600 lbs	9	151.33-177.56	160.53	192.00
Bulls, over 1600 lbs	21	162.00-208.38	187.00	214.00
Veal calves 600 lbs +	33	158.68-265.00	202.64	295.00
Veal calves under 125 lb	199	750.00-1610.00	1002.63	1760.00

To check out individual auction market results on the BFO website go to <http://www.ontariobeef.com/markets/marketreports.aspx>

ONTARIO STOCKER & FEEDER TRADE

Stocker sale at Ontario Livestock Exchange: **May 1, 2024 – 549 Stockers**

Steers	Price Range	Average	Top	Heifers	Price Range	Average	Top
1000+	291.00-316.50	304.34	316.50	900+	257.50-282.50	273.00	282.50
900-999	277.50-330.00	312.85	330.00	800-899	276.00-315.00	281.90	315.00
800-899				700-799	343.00-346.00	345.00	346.00

Feeder steers sold on a barely steady trade while feeder heifers sold on a steady market. **Special Vacc Stocker Sales every Wed @ 1:00 pm.**

ONTARIO STOCKER & FEEDER TRADE SPECIAL SPRING SALES

Stocker sale at Kawartha Lakes Community Sale Barn- **549 Stockers – Special Sale**

Steers	Price Range	Average	Top	Heifers	Price Range	Average	Top
900-999	290.00-354.00	321.57	354.00	800-899	300.00-325.00	312.07	325.00
800-899	310.00-383.00	346.87	383.00	700-799	275.00-352.50	322.31	352.50
700-799	342.00-412.50	370.04	412.50	600-699	300.00-396.00	355.56	396.00
600-699	359.00-454.00	421.05	465.00	500-599	330.00-410.00	368.23	431.00
500-599	375.00-482.50	444.57	501.25	400-499	350.00-447.00	398.49	447.00
400-499	350.00-435.00	394.98	435.00	300-399	260.00-417.50	348.98	417.50
399-	345.00-400.00	372.70	400.00				

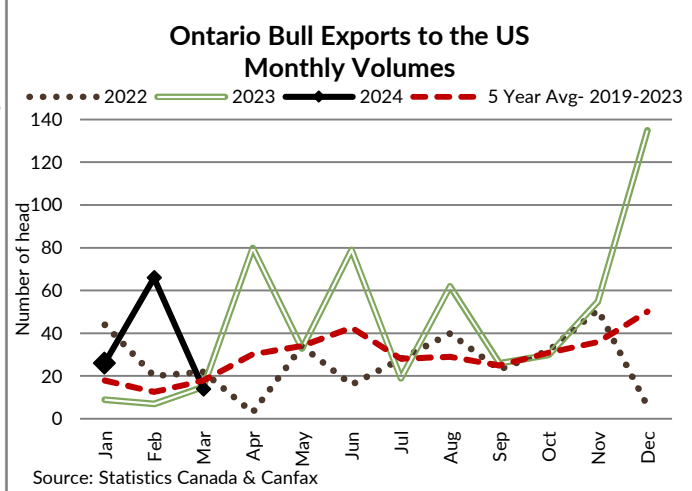
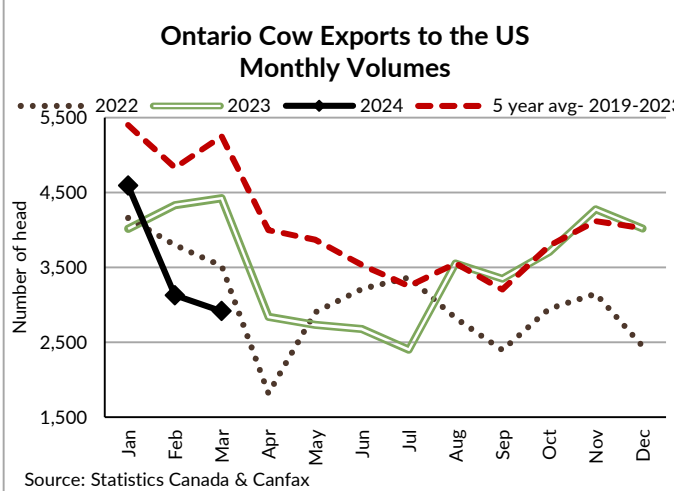
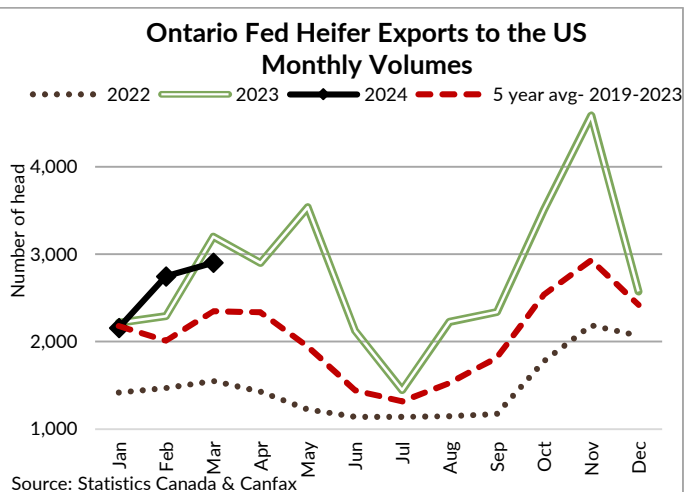
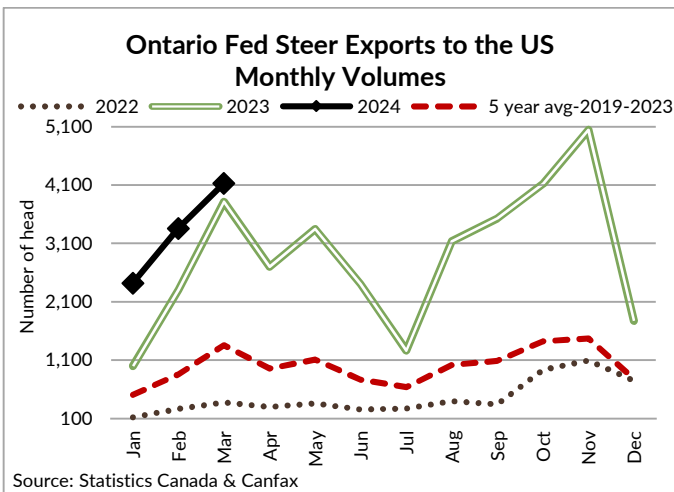
Peterborough & Victoria Counties Special Stocker Sale. Stockers sold actively at higher prices with keen buyer interest. **May 15th @ 10:00 am- Special Spring Stocker Sale!**

U.S. BOXED BEEF CUT-OUT VALUES (U.S. FUNDS)

	Choice 600-900	Select 600-900
Cutout Values (noon estimate):	293.34	288.54
Change (from yesterday's close):	-0.20	+0.47
Current Five Day Average:	295.90	289.32

MONTHLY LIVE CATTLE EXPORTS TO THE U.S. FROM ONTARIO (Canfax/Stats Canada)

	Mar 2024	YTD 2024	Jan 1-Mar 2023	% change from 2023
Steers	4,131	9,912	7,123	+39%
Heifers	2,904	7,808	7,710	+1%
Cows	2,918	10,636	12,773	-17%
Bulls	19	111	31	+258%
Feeders	14	96	421	-77%
Total	9,986	28,563	28,058	+2%



ALBERTA DIRECT TRADE

Alberta direct trade on Wednesday was reported by Canfax at steady prices with sales from \$430.00-\$432.00 cwt delivered on a dressed basis. Canfax notes: "Competition on the Western Canadian cash market has been good with all three Western Canadian packers showing interest. Not surprising, with Alberta fed prices at a premium against the Nebraska market, US packer interest on the Western Canadian cash market has been quiet."

Steers	Live FOB	N/T	Rail - Del	430.00-432.00
Heifers	Live FOB	N/T	Rail - Del	430.00-432.00

U.S. TRADE (U.S. FUNDS)

The U.S. cash cattle trade saw a light test in Iowa and Nebraska Wednesday with sales from \$185.00-\$187.00 live and \$292.00-\$295.00 dressed which is steady to \$1.00 stronger than last weeks northern deals. The south was untested Wednesday. Cattle futures were under pressure early to mid week after the announcement that the USDA was testing beef samples in states with infected dairy cattle, however today the news is positive with all samples of beef testing negative for the H5N1 virus, reaffirming that the meat supply is safe. Today business in the north has surfaced at \$186.00 live and \$295.00-\$296.00 cwt dressed up \$1.00-\$2.00 cwt from last week while the south is still untested. Asking prices are reported at \$185.00-\$186.00 cwt live in the south and \$297.00 plus dressed in the north.

Choice and Select Steers and Heifers:	Live	185.00-187.00
	Rail	295.00-296.00

CHICAGO MERCANTILE EXCHANGE

Closing quotes on futures *today* were as follows:

Live Cattle

Jun	176.80	+2.95
Aug	173.95	+2.85
Oct	177.37	+2.52
Dec	181.97	+2.47
Mar	185.65	+2.30
Apr	188.02	+2.25

Feeder Cattle

May	243.60	+2.17
Aug	255.22	+3.47
Sep	255.97	+3.37
Oct	256.07	+3.42
Nov	255.27	+3.37
Jan	252.55	+3.42

Corn

May	4.520	+8.6
Jul	5.596	+9.0
Sep	4.670	-8.0
Dec	4.794	+6.6
Mar	4.922	+5.6
May	5.004	+5.4

Soybeans

May	11.900	+34.2
Jul	11.990	+28.6
Aug	11.994	+27.6
Sep	11.856	+24.4
Nov	11.876	+22.6
Jan	11.990	+22.0

Soft Red Winter Wheat

May	5.864	+5.0
Jul	6.042	+5.0
Sep	6.242	+5.2
Dec	6.504	+4.6
Mar	6.714	+4.2
May	6.830	+3.4

Canadian \$

Spot	73.15	+0.19
Jun	73.15	+0.16
Sep	73.27	+0.15
Dec	73.47	+0.21
Mar	73.61	+0.21
Jun	73.73	+0.21

Beef Farmers of Ontario | Phone: 519.824.0334 | Fax: 519.824.9101 | Email: markets@ontariobeef.com